



Riding for the Disabled Association Incorporating Carriage Driving

A Charity Registered in England and Wales (No: 244108)
and Scotland (No: SC039473)
Co Limited by Guarantee (No. 5010395)

DRESSAGE RULE BOOK

2011 Edition

Norfolk House, 1A Tournament Court,
Edgehill Drive,
Warwick,
CV34 6LG

Tel: 0845 658 1082 Fax: 0845 658 1083
Email: dressage@rda.org.uk

CONTENTS

<u>Section</u>	<u>Subject</u>
1	Introduction to Dressage
2	Classification
3	Equipment (Rider & Horse)
4	Arenas
5	General Competition Rules
6	Regional Competitions
7	National Championships
8	Notes on the Interpretation of Dressage Tests
9	Rule Differences between British Dressage (BD), Fédération Equestre Internationale, Para Equestrian (FEI) & Riding for the Disabled Association (RDA)
10	Contacts
11	Dressage Tests
	Index

SECTION ONE - INTRODUCTION TO DRESSAGE

<u>Rule</u>	<u>Page</u>
Object of Dressage	2
Terms of Reference for the Dressage Committee	2
Working Parameters	3
Paralympic Riders	3
Adherence to Rules	3

1) Object of Dressage

The object of RDA dressage is to improve balance, control, mobility, memory and freedom. Riding the movements required for a test and maintaining a good rhythm increase the awareness of balance and control.

RDA dressage tests range from led, with helpers, at walk, to canter tests with lateral movements. The challenge of learning a test, riding it accurately and performing to the best of the horse's ability, has many positive benefits.

The objective for the dressage horse is to harmoniously develop physique and ability, making the horse calm, supple, loose and flexible, but also confident, attentive and keen, thus achieving perfect understanding with its rider.

These qualities are revealed by the freedom and regularity of the paces, the harmony, lightness and ease of the movements, the lightness of the forehand and the engagement of the hindquarters, originating in a lively impulsion and the acceptance of the bridle, with submissiveness throughout and without any tension or resistance.

The horse thus gives the impression of doing of his own accord that which is required of him. Confident and attentive he submits generously to the control of his rider, remaining absolutely straight in any movement on a straight line and bending accordingly when moving on curved lines. In all movements the purity of the paces, rhythm and acceptance of the bridle are paramount.

2) Terms of Reference of the RDA Dressage Committee

- a) To promote the development of Dressage at all levels.
- b) To encourage, advise and assist in the organisation of competitions at Regional and County levels.
- c) To support the National Championships Committee (see 'Working parameters') in organising competitions at National level and in encouraging riders who require training to National level.
- d) To support ACPTR in recruiting Physiotherapists and training them in classification procedures.
- e) To help recruit and train Judges and to maintain a register of them.
- f) To maintain and make available an up to date RDA Dressage Rule Book.

3) Working Parameters of the Dressage Committee

- a) The Committee will meet twice per year.
- b) The Committee will work along side the National Championships Committee (which will meet as required).
- c) The Committee submits a budget to the Board on an annual basis for approval.
- d) The Committee endorses the FEI Code of Conduct and acknowledges and accepts that the welfare of the horse must be paramount and must never be subordinated to competitive or commercial influences.

4) Paralympic Squad Riders

These riders are affiliated to British Dressage and are not the responsibility of RDA.

5) Adherence to Rules

The following rules are to be adhered to by all Riders and anyone associated with them. For any eventualities not covered in RDA Dressage Rules, reference should be made to the current British Dressage Rules. If the issue can not be resolved via the British Dressage Rule Book it is the duty of the Judge, an RDA Dressage Committee Representative, Official Steward, or Regional Chairman (in that order) to make a decision in a sporting spirit.

SECTION TWO – CLASSIFICATION

<u>Rule</u>	<u>Page</u>
Purpose	2
Who needs to be Classified	2
Who is eligible to be Classified	2
Fees	3
Arranging Classification	3
Changes in Classification	3
Facilities	3
Privacy	3
Dignity	3
Safety and Comfort	3
General	4
Protest on Rider's own Classification	4
Protest on other Riders' classification during a competition	4
Review of Classification after a protest	4
RDA Policy on Classification	5
Profile pictures and descriptions	6
Other Profiles	18
Grading and Profiles list	19
Special Equipment/Compensating Aids	20
Guide to Compensating Aids	21

6) Purpose

Classification of impairment is an attempt to ensure fair competition. All riders who qualify must be classified (except Grade V) before they compete (unless they are competing in the Grade I-V) at the National Championships. Riders compete in the grade appropriate to their classification. (See page 19 of this section) However, any rider may ride in a higher grade if they wish and qualify in that grade.

7) Who needs to be classified

All riders who intend to compete in tests qualifying for National or International Championship competitions. Before classification, all riders must produce a certificate which states their full medical diagnosis. These can be obtained from the Secretary of the Dressage Committee at RDA National Office.

8) Who is eligible to be classified

Classification is neither intended to be comprehensive nor all-encompassing. Classification is not, by definition, inclusive or exclusive. Therefore, there is no legal liability to classify everybody. To say someone is "not eligible or not classifiable is not to say they are not disabled. The severity of the disability is not in doubt, but some disabilities do not fit into the Classification system" (M. Riding, Chair IPC Classification Committee 2000).

In order to be eligible, a rider must be medically diagnosed as having a permanent impairment that can be measured objectively. Examples of diseases or disorders that lead to permanent impairment are: paresis, amputation, partial to full joint ankylosis, upper motor neurone lesions, loss of sight, intellectual disability.

Findings such as minor soft tissue contracture, ligamentous instability, oedema, disuse atrophy, fatigue as in ME or fibromyalgia or symptoms such as pain and/or numbness without other eligibility criteria listed above shall not be considered a permanent physical disability. Of course, these people may be quite disabled, but are unclassifiable.

Some medical conditions which are inherently changeable, such as MS etc, may need to be re-classified periodically.

During classification there should be an observer present, for safety of the rider and the classifier. The observer need not be a physiotherapist, but should be a member of RDA, and someone unconnected to the rider. Classification may be carried out at any suitable venue but should only be carried out during a training or competition day if time and facilities permit.

9) Fees

Riders are expected to pay for their classification, including all expenses.

10) Arranging Classification

Classification should be arranged by either the Group Organiser or (with the consent of the Regional Chairman), the rider, in consultation with the Profiler. Before the profiling session, the person organising the session should send to the Profiler a copy of the Rider's Enrolment Form or a Certificate of Diagnosis for all the riders to be profiled. The Organiser should select a suitable venue, and agree expenses with the Profiler. There should be no more than six riders at any one session, and each rider should be allocated half an hour for the classification tests.

Riders with a visual impairment must be classified by an Ophthalmologist or an Optician their sight form should then be sent to British Blind Sport for them to clarify the profile and grade. The rider will need to be a member of British Blind Sport.

This process should be started at least three months in advance of the closing date for entries for any competition.

11) Changes in classification

No changes in the classification are permitted, unless there are significant changes in the impairment.

12) Facilities

The area used should be warm, quiet and private. A stool and a firm couch/bed are needed for the tests, and chairs for the rider and other personnel.

13) Privacy

Only necessary personnel should be present; the rider, the classifier, the observer and, if requested by the rider, one other person. This person acts as the rider's representative but should not speak during the classification process unless directly addressed, or unless a protest must be made to preserve the safety, dignity or comfort of the rider.

14) Dignity

The rider should be informed beforehand that they may be required to remove outer clothing for some of the tests. The testing process must be carried out with full regard for the rider as a human being, with all procedures to be used being explained to them.

15) Safety and Comfort

Testing procedures must be totally safe, and should not cause the rider pain or distress. If the rider's impairment is such that testing is likely to cause pain or discomfort it must be the rider's decision to continue with the testing, knowing that an uncompleted testing session will result in the rider being unable to compete except in Grade V.

16) General

The rider should be given a Consent Form to read (or have it read to them) and sign before the start of the classification testing. The rider has a right to terminate the classification process at any time, for a valid reason, which will usually be a breach of one of the above points. If the rider terminates the process for any other reason or refuses to be classified, it must be explained to them that this will automatically exclude them from any competition where classification is required; i.e. except in Grade V or introduction to dressage classes.

After the profiling session is completed test cards are sent to be reviewed by the National Profiling Co-ordinator with a suggested profile and it is therefore not possible for the rider to be given their profile at the testing session. If the card is in any way unacceptable, e.g. incomplete, illegible etc, there will be discussion between the Profiler and the Co-ordinator in an attempt to resolve the problem.

The Profiler and the Group Organiser will be informed of the profile following the classification or, if there is a review, within two weeks of a decision being made. RDA National Office will be notified of all profiles and these will be kept on record.

The Profiler should not discuss the profile with the rider or carer at any stage as the profile should not be suggested to the rider before it has been ratified. Appeals against the classification should be made in writing and sent to the Chairman of the Dressage Committee at RDA National Office who will approach the Classification Appeals Panel. An attempt should be made to resolve all appeals at least two weeks before the date of the competition. For all RDA Regional and National competitions, the classification which appertains is that which appears in the current RDA National Office records on the closing date for entries for that competition.

17) Protest on Rider's own classification

Such a protest must be sent in writing to the Chairman of the Dressage Committee at RDA National Office. The rider should then be given the opportunity of a classification review within the shortest feasible time scale.

18) Protest on other Riders' classification during a competition

Such a protest must be made in writing to the organiser of the competition, and should be submitted within one hour of the completion of the event, with a copy sent to the Chairman of the Dressage Committee at RDA National Office, and to the Group Organiser of the rider involved.

19) Review of Classification after a Protest


After a protest as above, a classification review panel will conduct a review of the classification and report to the RDA Classification Appeals Panel. Any decision by the Classification Appeals Panel is final and can not be reconsidered for two years, unless the rider has a progressive condition.

20) RDA Policy on Classification

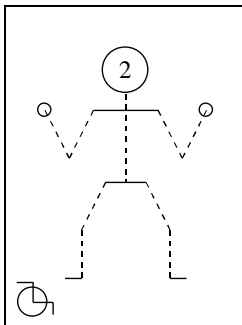
It is RDA policy that the rider under protest should be informed of the protest procedures and of any classification changes that are made as a result. There will be no retrospective change in the results of any competition.

Any National Classification is overruled by the International Classification.

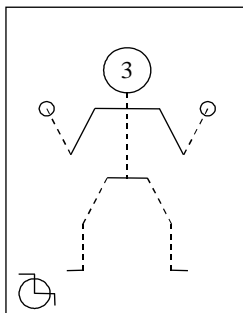
21) Profile pictures and descriptions



PROFILE 1: Almost no use in four limbs. Need to use an electric wheelchair, or be pushed in a manual wheelchair. Usually has very poor trunk control.



PROFILE 2: Almost no use in four limbs, but can bend elbows and just about push a manual wheelchair. May need to use an electric wheelchair for long distances. Has poor trunk control.



PROFILE 3: Wheelchair user with very poor balance and inability to grip and release objects. Has poor trunk control.

—— Normal function or minimal disadvantage

--- Paresis

⊥ Absence of limb

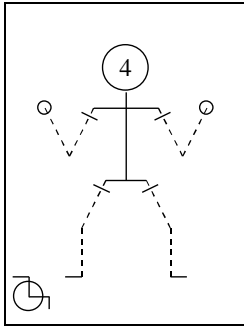
≡ Incoordinate

≡≡ Severely incoordinate

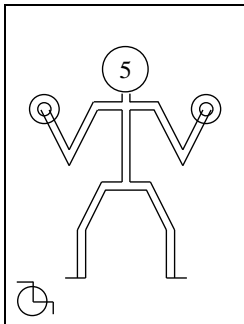
=== Paresis or incoordinate

≡≡≡ Deformity

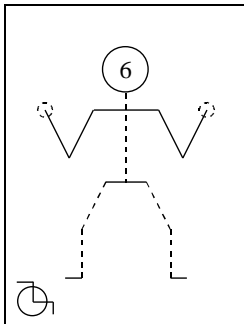
♿ Wheelchair user



PROFILE 4: Almost no use in all four limbs but good trunk control. Usually able to push a wheelchair in some way. Mainly use their seat to control the movement of the horse.



PROFILE 5: Wheelchair user with difficulty controlling the limbs when trying to perform any activity. Often has moderate trunk control.

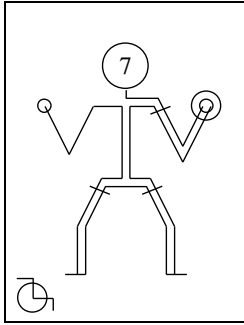


PROFILE 6: Wheelchair user with poor trunk control and slightly weak hands, or lack of control in the arms.

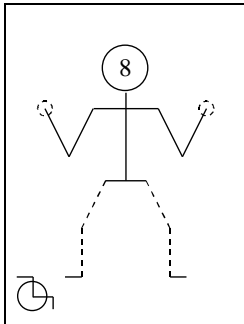
—— Normal function or minimal disadvantage
 --- Paresis

+ Absence of limb
 = Incoordinate
 = Severely incoordinate

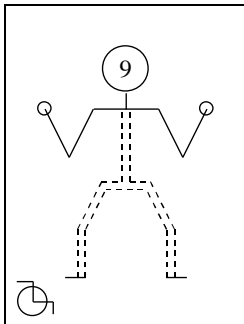
== Paresis or incoordinate
 \\\ Deformity
 ♿ Wheelchair user



PROFILE 7: Wheelchair user with good use in only one arm; may need to use an electric wheelchair if unable to push a manual chair. Difficulty with trunk control.



PROFILE 8: Wheelchair user with some control of trunk and slightly weak hands or arms. Difficulty with trunk control.

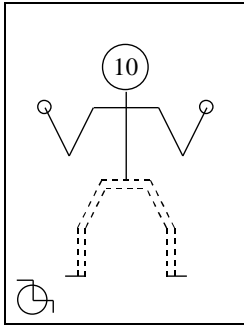


PROFILE 9: Wheelchair user with good use in arms but only upper trunk control. Unable to perform a pelvic tilt. No lower trunk control (T1-T5).

— Normal function or minimal disadvantage
 - - - Paresis

+ Absence of limb
 ≡ Incoordinate
 ≡≡ Severely incoordinate

- - - Paresis or incoordinate
 ≡≡≡ Deformity
 ♿ Wheelchair user

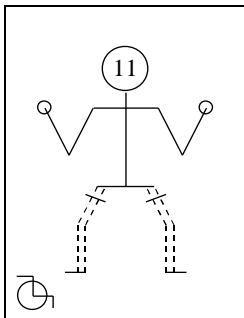


PROFILE 10: Wheelchair user with good use of trunk and arms but unable to use the hips to assist trunk movement.

Difficulty with trunk control.(T5-T10).

10a: Those who have serious balance problems, so are unable to move outside base of support.

10b: Able to perform a pelvic tilt with difficulty, however are able to move outside their base of support.




PROFILE 11: Wheelchair user with good control of trunk, arms and some control of hips. Good pelvic tilt. (T10-L3)

May have both legs absent.

11a: Those with no prosthesis and with stump less than 4" (10cm).

11b: Those with amputation and longer stumps.



PROFILE 12: All 4 limbs severely impaired, but able to walk. Fair to moderate trunk control.

12a: Severe difficulty controlling all four limbs when performing an activity.

12b Severe deformity or weakness in all four limbs.

—— Normal function or minimal disadvantage

--- Paresis

⊥ Absence of limb


≡ Incoordinate

≡≡ Severely incoordinate


≡≡≡ Paresis or incoordinate

≡≡≡ Deformity


♿ Wheelchair user



PROFILE 13: Able to walk, but has poor use of three limbs and usually uses a stick in the good hand. Trunk control varies, it is often fair to moderate.



PROFILE 14: Able to walk, but one side of the body is of little use; usually can balance unaided only on the good leg. The imbalance of the body makes it difficult to balance on the horse.




PROFILE 15: Able to walk, but one side of the body is minimally impaired. Although there is imbalance it is easier to balance on the horse.


—— Normal function or minimal disadvantage
 --- Paresis

⊥ Absence of limb
 ≡ Incoordinate
 ≡≡ Severely incoordinate

≡≡≡ Paresis or incoordinate
 ≡≡≡ Deformity
 ♿ Wheelchair user



PROFILE 16: One upper limb absent or with little or no use.



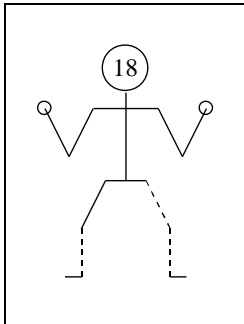
PROFILE 17: Able to walk, but both lower limbs are severely impaired, acting more like props. May need crutches or sticks to walk.

17a: Very little or no functional use of pelvis.

Unable to control the horse from the pelvis.

17b: Fair to good control of pelvis.

Able to control the horse from the pelvis.



PROFILE 18: Able to walk, but one leg severely impaired, used like a prop, the other leg better but not normal.

18a: Very little or no function in pelvis.

Unable to control the horse from the pelvis.


18b: Fair to good control of pelvis.

Able to control the horse from the pelvis.

—— Normal function or minimal disadvantage
 --- Paresis

⊥ Absence of limb
 ≡ Incoordinate
 ≡≡ Severely incoordinate


=== Paresis or incoordinate
 ≡≡ Deformity
 ♿ Wheelchair user




PROFILE 19: Able to walk, one leg severely impaired, used like a prop, other leg normal.

19a: An amputee who rides without a prosthesis.
Stump 4ins. (10cm) or less.

19b: Paresis or an amputee who rides with a prosthesis.



PROFILE 20: Able to walk and run but both legs impaired slightly e.g. a slight to moderate diplegic. (50% or less of the lower leg remaining).




PROFILE 21: Both arms severely impaired or may be absent.


— Normal function or minimal disadvantage
- - - Paresis

⊥ Absence of limb
≡ Incoordinate
≡≡ Severely incoordinate


- - - Paresis or incoordinate
≡≡≡ Deformity
♿ Wheelchair user



PROFILE 22: Both arms slightly impaired or missing below the elbow but able to grip reins with or without prosthesis. Base line scores will be used to determine if rider is eligible for F.E.I competitions.



PROFILE 23: One leg slightly impaired or absent below the knee, (50% or less of lower leg remaining), can usually run if fit enough. Amputation through the forefoot is not eligible.

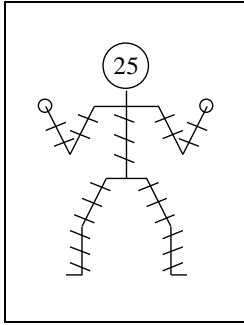


PROFILE 24: One arm slightly impaired, unable to grip rein with one hand. Base line scores will be used to determine if rider is eligible for Para Equestrian competitions.


—— Normal function or minimal disadvantage
 --- Paresis

⊥ Absence of limb
 ≡ Incoordinate
 ≡≡ Severely incoordinate


≡≡≡ Paresis or incoordinate
 ≡≡≡ Deformity
 ♿ Wheelchair user



PROFILE 25: Very short stature due to extreme shortness of limbs.
(i.e. achondroplasia).
Height of four foot three inches or below (129.5 cm).



PROFILE 26: Mild impairment in all four limbs.
26a: Impairment of coordination.
26b: Impairment of power or range.




PROFILE 27: Opposite arm and leg severely impaired or absent.


—— Normal function or minimal disadvantage
- - - Paresis

+ Absence of limb
= Incoordinate
≡ Severely incoordinate


- - - Paresis or incoordinate
- - - Deformity
♿ Wheelchair user



PROFILE 28: Both hips impaired causing difficulty walking, usually a waddling gait. The hip impairment must be sufficient to cause poor or no pelvic control.



PROFILE 29: Both shoulders impaired.




PROFILE 30: Deformity or weakness of trunk.

— Normal function or minimal disadvantage
 - - - Paresis

+ Absence of limb
 ≡ Incoordinate
 ≡≡ Severely incoordinate


≡≡≡ Paresis or incoordinate
 ≡≡≡ Deformity
 ♿ Wheelchair user




PROFILE 31: Able to walk, but both legs severely impaired. Arms moderately to slightly impaired. Trunk control varies, it is often fair to moderate.

31a: Very little or no functional use of the pelvis.

31b: Fair to good control of the pelvis.



PROFILE 32: Able to walk, both legs slightly impaired, arms severely impaired.




PROFILE 36: Totally blind. (B1)

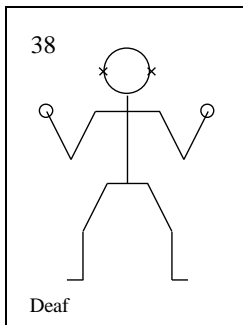
—— Normal function or minimal disadvantage
 - - - Paresis

⊥ Absence of limb
 = = = Incoordinate
 = = = Severely incoordinate


= = = Paresis or incoordinate
 ~ ~ ~ Deformity
 ♿ Wheelchair user



PROFILE 37: Visually impaired.
37a: Partially sighted. (B2)
37b: Partially sighted. (B3)



PROFILE 38: Hearing impaired.




PROFILE 42: A non-specific impairment that is variable and difficult to measure or grade. For example: obesity, asthma, skin disease, epilepsy, haemophilia, wear and tear of joints due to advancing age, lack of, or problems with internal organs, pain caused by conditions which do not result in objective impairment, and general debilitating disease.

—— Normal function or minimal disadvantage
 --- Paresis

⊥ Absence of limb
 ≡ Incoordinate
 ≡≡ Severely incoordinate

≡≡≡ Paresis or incoordinate
 ≡≡≡ Deformity
 ♿ Wheelchair user

OTHER PROFILES



PROFILE 39: Intellectually Disabled: Under Review.

PROFILE 33-35: Available for introduction of new profiles.

PROFILE 40-41: Available for introduction of new profiles.

PROFILE 43-47: Available for introduction of new profiles.

PROFILE 48: Able bodied people.

22) Grades and Profile List

GRADE

PROFILES

Ia 1, 2, 3, 5, 7, 12a, 13

Ib 4, 6, 9, 10a, 11a, 12b, 31a

Mainly wheelchair users with poor trunk balance and or impairment of function in all four limbs, or no trunk balance and good upper limb function, or moderate trunk balance with severe impairment of all 4 limbs.

Grade Ia and Grade Ib may be combined.

II 8, 10b, 11b, 14, 17a, 18a, 27, 31b, 32

Mainly wheelchair users, or those with severe locomotor impairment involving the trunk and with good to mild upper limb function, those with severe arm impairment and slight leg impairment or severe unilateral impairment.

III 15, 17b, 18b, 19a, 21, 25, 26a, 28, 36

Usually able to walk without support. Moderate unilateral impairment, or moderate impairment in four limbs, severe arm impairment. May need a wheelchair for longer distances or due to lack of stamina. Total loss of sight in both eyes.

IV 16, 19b, 20, 22, 23, 24, 26b, 37a

Impairment in one or two limbs, or some visual impairment.

V 30, 37b, 42

A non-specific impairment that is variable and difficult to measure or grade.

23) Special Equipment/Compensating Aids

Special equipment is permitted in a competition provided that there is no possible risk of harm coming to the horse or rider as a result of such equipment being used. Special equipment may be used to increase the safety of the rider or to reduce their disability. A clear record should be made on the assessment card of all special equipment, including photographs, if necessary.

All riders should be encouraged to be as able as possible, and to this end prostheses should be worn for riding, unless the type or shape of the prosthesis would disadvantage the rider or cause discomfort to the horse. For instance, a full leg prosthesis may be a disadvantage as it may make balance and symmetry more difficult, whereas a below knee prosthesis could provide stability. All riders should be classified in conjunction with such special equipment or prostheses as they may need. No rider shall be permitted to compete wearing or using any prosthesis or special equipment that has not been included in the classification process, as the use of special equipment could, in some circumstances, alter the profile of the rider, and thus the grade at which that rider competes. No rider is allowed to discard a prosthesis simply to lower the grade at which they compete.

24) Guide to Compensating Aids

All riders should be encouraged to ride with as few aids as possible. This list has been compiled to maintain consistency in describing the aids.

PROFILE 1 – 6

Hand hold or neck strap, rubber band(s) to stirrup(s), strap from stirrup leather or stirrup to girth, loop reins, raised pommel and/or cantle away from the body, salute with head only, 1 or 2 whips, use of voice, seat saver, enclosed stirrups or no stirrups. May ride with one hand only.

PROFILE 7

As above, and connecting rein bar. Rides with one hand only.

PROFILE 8

Rubber band(s) to stirrup(s), strap from stirrup leather or stirrup to girth, may need loop reins. 1 or 2 whips, salute with head only, use of voice, seat saver. Enclosed stirrups or one or no stirrups.

PROFILE 9

Hand hold, rubber band(s) to stirrup(s), strap from stirrup leather or stirrup to girth, raised pommel and/or cantle away from the body, 1 or 2 whips, salute with head only, use of voice, seat saver, enclosed stirrups or no stirrups.

PROFILE 10

Hand hold, rubber band(s) to stirrup(s), strap from stirrup leather or stirrup to girth, raised pommel and/or cantle away from the body, 1 or 2 whips, salute with head only, use of voice, seat saver, enclosed stirrups or no stirrups.

PROFILE 11

Rubber band(s) to stirrup(s), strap from stirrup leather or stirrup to girth, 1 or 2 whips, use of voice, seat saver, enclosed stirrups or no stirrups.

PROFILE 12

Hand hold, rubber band(s) to stirrup(s), strap from stirrup leather or stirrup to girth, loop reins, connecting rein bar, salute with head only. 1 or 2 whips, use of voice, seat saver, enclosed stirrups or no stirrups.

PROFILE 13

Hand hold, rubber band(s) to stirrup(s), strap from stirrup leather or stirrup to girth, loop reins, raised pommel and or cantle away from the body, salute with head only, use of voice, seat saver, one or two whips, enclosed stirrups or no stirrups. Rides with one hand only.

PROFILE 14

Hand hold, rubber band(s) to stirrup(s), strap from stirrup leather or stirrup to girth, connecting rein bar, salute with head only, seat saver, whip, use of voice. Enclosed stirrups or no stirrups. Rides with one hand only.

PROFILE 15

Hand hold, rubber band(s) to stirrup(s), connecting rein bar, loop reins, salute with head only, use of voice, seat saver, enclosed stirrups.

PROFILE 16

Hand hold, connecting rein bar, salute with head only. Rides with one hand only.

PROFILE 17a

Hand hold, rubber band(s) to stirrup(s), strap from stirrup leather or stirrup to girth, 2 whips, salute with head only, use of voice, seat saver, enclosed stirrups or no stirrups.

PROFILE 17b

Hand hold, rubber band(s) to stirrup(s), strap from stirrup leather or stirrup to girth, 2 whips, salute with head only, seat saver, enclosed stirrups or no stirrups.

PROFILE 18a

Hand hold, rubber band(s) to stirrup(s), strap from stirrup leather or stirrup to girth, salute with head only, 2 whips, use of voice, seat saver, enclosed stirrups or no stirrups.

PROFILE 18b

Hand hold, rubber band(s) to stirrup(s), strap from stirrup leather or stirrup to girth, salute with head only, 2 whips, seat saver, enclosed stirrups or no stirrups.

PROFILE 19a

Hand hold, rubber band(s) to stirrup(s), one or no stirrups, seat saver, 1 whip.

PROFILE 19b

Rubber band(s) to stirrup(s), strap from stirrup leather or stirrup to girth, seat saver, 1 whip, enclosed stirrups.

PROFILE 20

Rubber band(s) to stirrup(s), 1 or 2 whips, enclosed stirrups.

PROFILE 21

Looped reins, reins through ring attached to saddle, salute with head only.

PROFILE 22

Looped reins, if arms are very short allowed reins through ring attached to saddle, salute with head only.

PROFILE 23

Rubber band(s) to stirrup(s), 1 whip, enclosed stirrups.

PROFILE 24

Looped reins, salute with head only. May ride with one hand only.

PROFILE 25

Looped reins, 1 or 2 whips, salute with head only.

PROFILE 26a

Hand hold, rubber band(s) to stirrup(s), salute with head only, 1 or 2 whips, use of voice, enclosed stirrups.

PROFILE 26b

Hand hold, rubber band(s) to stirrup(s), salute with head only, 1 or 2 whips, enclosed stirrups.

PROFILE 27

Hand hold, connecting rein bar, salute with head only, one or no stirrups, seat saver, use of voice, one whip, enclosed stirrups. Rides with one hand only.

PROFILE 28

2 whips, seat saver, salute with head only, enclosed stirrups.

PROFILE 31

Hand hold, rubber band(s) to stirrup(s), strap from stirrup leather or stirrup to girth, salute with head only, 1 or 2 whips, seat saver, use of voice, enclosed stirrups or no stirrups.

PROFILE 32

Hand hold, rubber band(s) to stirrup(s), strap from stirrup leather, or stirrup to girth, salute with head only, 1 or 2 whips, seat saver, voice, enclosed stirrups.

PROFILE 36 (B1)

Callers at letters.

PROFILE 37a (B2)

One caller or commander.

SIDE SADDLE

All riders may ride side saddle with the leg(s) to the left or right side.

AN IMPAIRED ARM

When a rider is unable to use an impaired arm, it may be strapped to the body, or worn in a sling.

SALUTE

Hats must not be removed at the salute and contact must be maintained on the reins. If necessary, the rider may salute with the head only.

VOICE

Riders may use their voice as an aid, provided they do so in moderation.

DEAFNESS

A commander is allowed to relay instructions to the rider from the judge during the competition by sign language.

UNUSUAL COMPENSATING AIDS

Any aid not listed above must be agreed in advance with the Competition Organiser, who may liaise with Classifiers and Special Equipment Advisors.

SECTION THREE – EQUIPMENT (RIDER & HORSE)

<u>Rule</u>	<u>Page</u>
Riding Hats	2
Riding Boots	2
Riding Wear	2
Earrings and Piercings	2
Whips	2
Spurs	2
Saddles	2
Bridles	3
Checking tack and other equipment - responsibility	3
Permitted Bits. – Snaffle	4
Permitted Bits – Double Bridle	7
Permitted nosebands	11

25) Riding Hats

A hat must be worn at all times when mounted and must comply with current RDA Health & Safety Guidelines. Any request for exemption from this rule must be supported by a medical certificate.

26) Riding Boots

Boots, or stout riding shoes with heels, must be worn when mounted. Black or brown half chaps may be worn. If a rider's disability allows him/her to wear light shoes only, some kind of safety stirrups must be used.

27) Riding Wear

- a) Jodhpurs or breeches must be worn at RDA Competitions where possible.
- b) Jackets must be worn at RDA Competitions where possible.
- c) Gloves should be worn if possible.

N.B. a) & b) are compulsory at National Championships.

28) Earrings and Piercings

Earrings and/or other items fixed by piercings shall not be worn.

29) Whips

- a) One whip, or two if necessary, may be carried, maximum length 1m 20cm
- b) Neither Leaders nor Side Walkers are allowed to carry a whip in the competition arena.
- c) When saluting a whip (if carried) should be on the opposite side of the horse/pony and in the opposite hand to that used for the salute.

30) Spurs

Only blunt spurs without rowels or sharp edges may be worn. They may be off set. Spurs may only be worn by riders able to control their leg movements.

31) Saddles

- a) English or continental saddles should be used at the National Championships. N.B. Side-saddles may be used. Other types of saddle may be used at Regional Competitions and the National Championships at the discretion of the Dressage Committee.
- b) Numnahs and seat savers may be used.
- c) Riders may ride without stirrups if their medical condition so demands. Riders will **NOT** be allowed to ride with one stirrup only, other than when a side-saddle is used, or when a user of a prosthesis (leg) has opted not to wear it.
- d) Velcro straps and elastic bands may be used. Velcro must allow the rider to fall free of their horse.

32) Bridles

- a) Only a snaffle bridle or a simple double bridle may be used. If a double bridle is used its use and fitting must be approved by the Regional Instructor or the Regional Dressage Co-ordinator.
- b) Bit guards are not allowed. One noseband only cavesson, drop or flash may be worn.
- c) All reins must be attached to a bit. Any rein from any bit in the horse's mouth must be in direct contact with the rider. This means that if a double bridle is used each bit must have its own rein attached on each side.
Pelham couplings are not allowed. The two reins on one side must either both go to the rider's hand(s) or may be connected into one rein before reaching the rider. Foot reins are usually allowed when no other reins are going to be controlled by arm(s), hand(s) or finger(s) from the upper part of the body of the rider. Exceptions must be confirmed with the Dressage Committee.
- d) Hackamores are not allowed.
- e) Martingales and bearing, side or running reins are forbidden as are any sort of bandages, boots and any sort of blinkers. Grass reins are permitted but must be fitted correctly through the browband. Breast plates, neck straps, foot reins and cruppers are permitted.
- f) Fly fringes, gauzes and ear covers which cover any part of the horses head may be worn when riding-in but not during a test.
- g) Anti-fly impregnated browbands and fly repellent discs are permitted while riding-in and during a test and approved nets for headshakers.
- h) When a lead rein is used from a coupling it must be fitted below the rein and fitted so it doesn't come in front of the horses chin. A lead rein can also be used with a serviceable headcollar. If a headcollar is used it must replace the noseband of the bridle.

33) Checking tack and other equipment - responsibility

A Steward is appointed to check all saddlery and equipment. However, it is ultimately the responsibility of competitors or their representative to ensure that they comply with the rules.

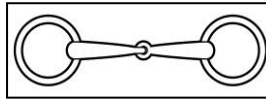
All queries regarding Rules, Classification and changes to entries have to be in writing and agreed with the Technical Delegate.

34) Permitted Bits

All Pictures have been provided courtesy of the FEI.

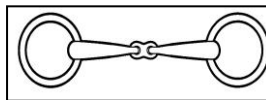
Various snaffle bridle bits

1. Loose ring snaffle

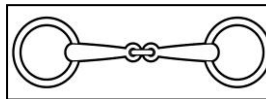


2. Snaffle with jointed mouthpiece where middle piece should be rounded

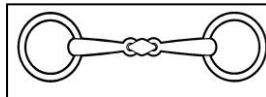
a)



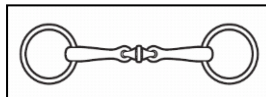
b)



c)

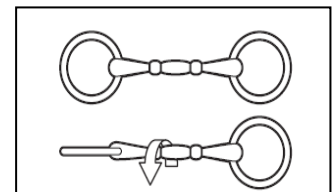
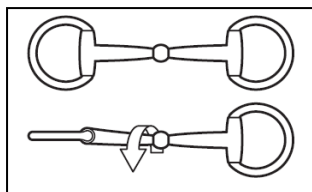
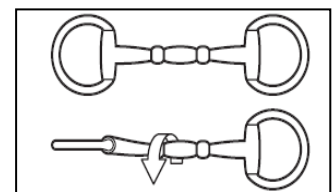
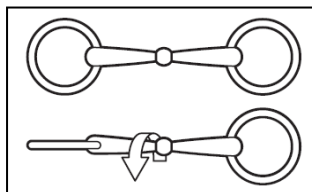


d)

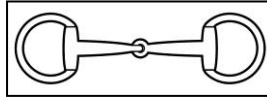


e)

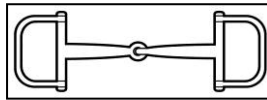
Rotary bit with rotating middle piece



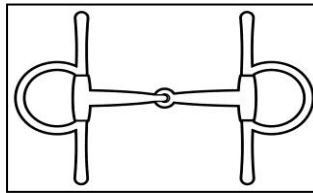
3. Eggbutt snaffle



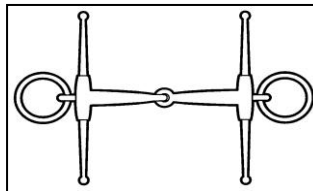
4. Racing snaffle D-ring



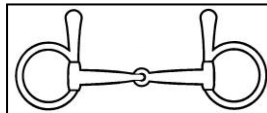
5. Eggbutt snaffle with cheeks



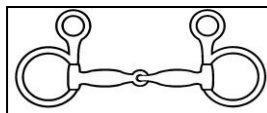
6. Loose ring snaffle with cheeks (Fulmer)




7. Snaffle with upper cheeks only



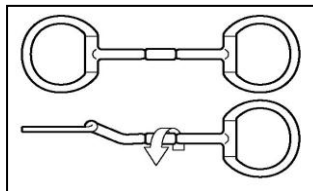
8. Hanging cheek snaffle



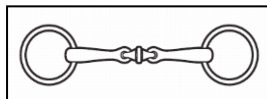
9. Straight bar snaffle - Permitted also with mullen mouth and with eggbutt rings



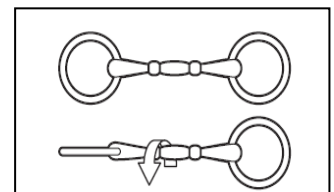
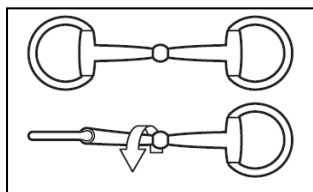
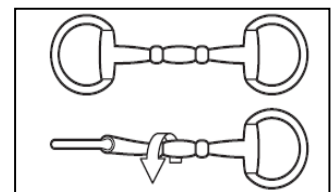
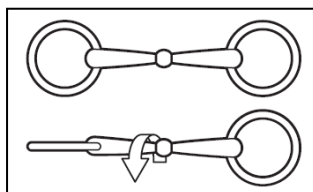
10. Snaffle with rotating mouthpiece



11. Snaffle with rotating middle piece



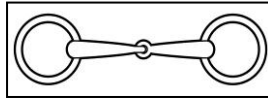
12. Rotary bit with rotating middle piece



Various double bridle bits

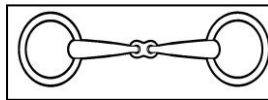
Bridoons

1. Loose ring bridoon bit

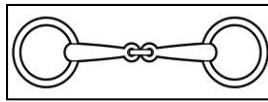


2. Bridoon bit with jointed mouthpiece where the middle piece should be rounded - Eggbutt sides also allowed

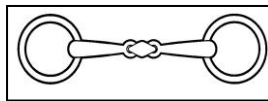
a)



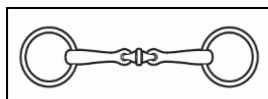
b)




c)



d)

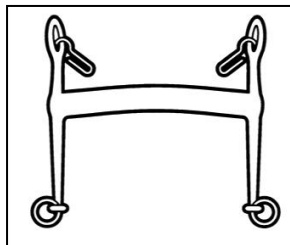


e) Rotary bit with rotating middle piece

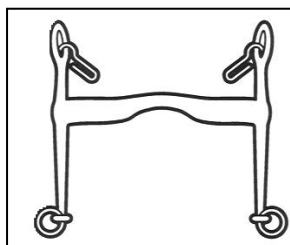


Curbs

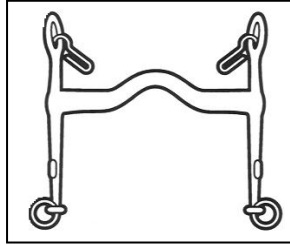
5. Half-moon curb bits



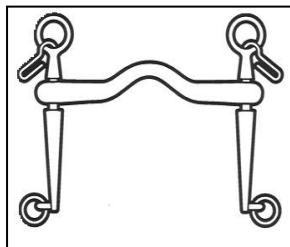
6. Curb bit with straight cheeks and port



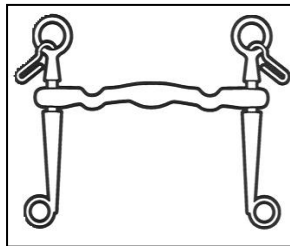
7. Curb bit with straight cheeks and port



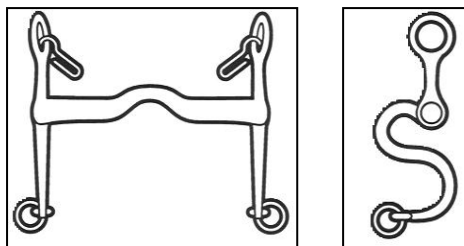
8. Curb bit with port and sliding mouthpiece (Weymouth)
A curb bit with rotating lever arm is also allowed



9. Variation of bits No 6, 7 & 8

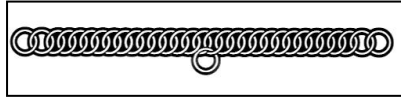


10. Curb bit with S-curved cheeks

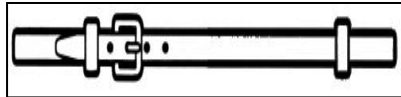


N.B. Curb chain hooks must not be fixed

11. Curb chain (metal or leather or a combination)



12. Lip strap



13. Leather cover for curb chain

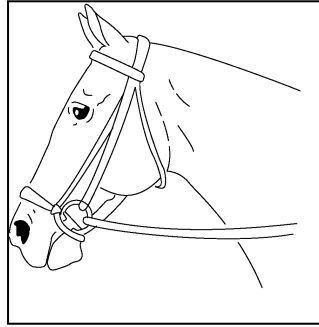


14. Rubber cover for curb chain

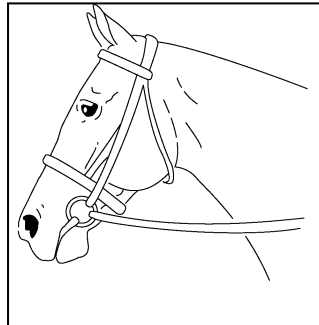


35) Permitted nosebands


1. Drop noseband



2. Cavesson noseband

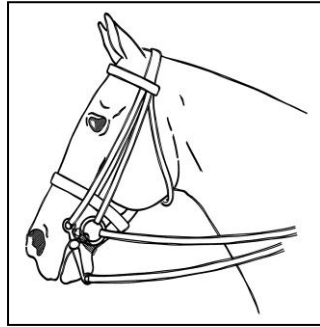


3. Flash noseband



N.B. 1 and 3 are not permitted when a double bridle is used

4. Double bridle with cavesson noseband bridoon bit and curb chain



SECTION FOUR – ARENAS

<u>Rule</u>	<u>Page</u>
Arena layout	2
Arena Markers	2
Dressage Arena Diagram 20m x 40m	3

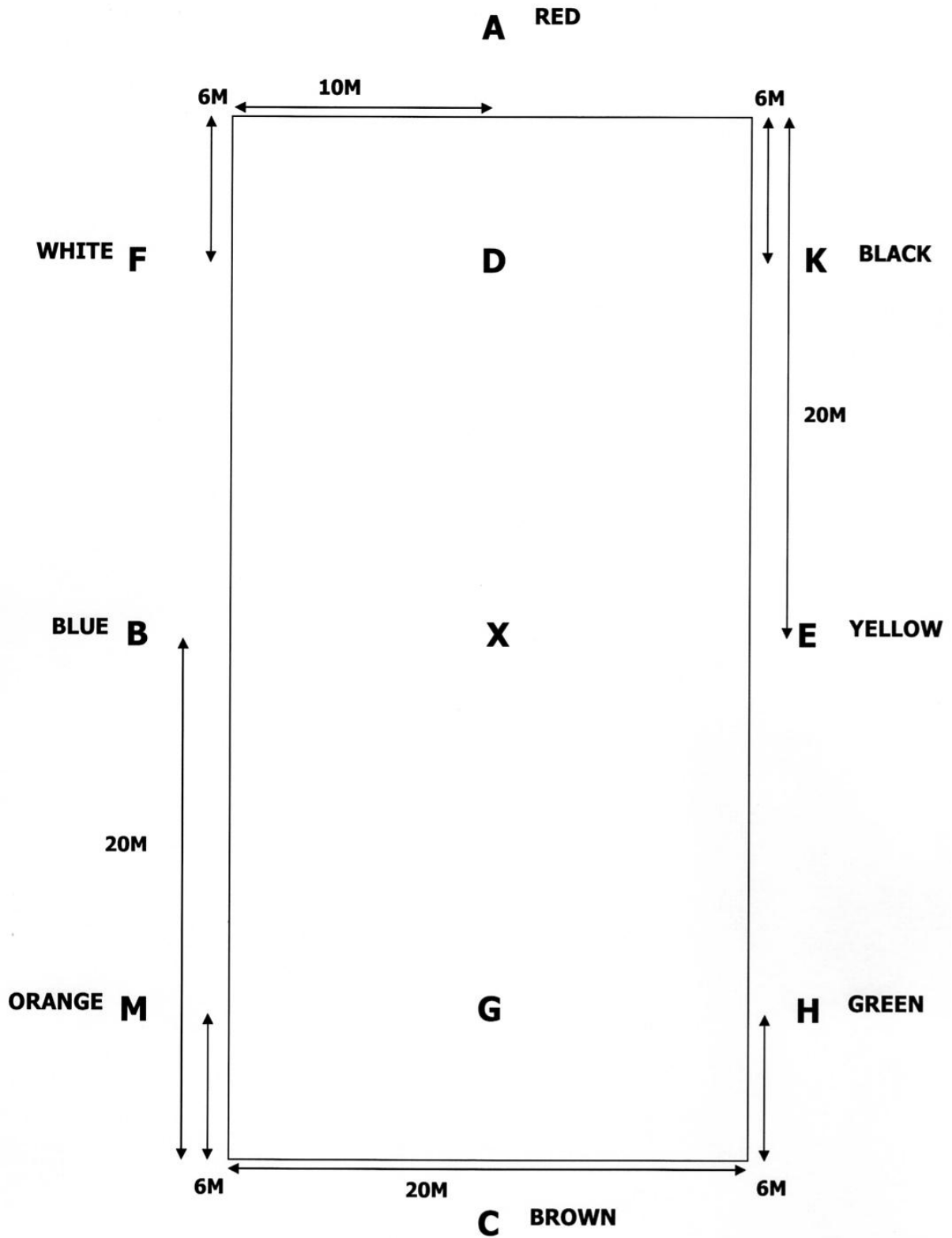
36) Arena Layout

- a) Arenas should be set out to the dimensions illustrated on page 3 of this section.
- b) The arena should be level and separated from the public. There should be at least 10m between each arena. If possible canter tests should be ridden on a surface.
- c) The arena should be marked by an appropriate white surround.
- d) If the arena is on grass the centre line A-C may be marked by a mown or rolled strip with a short strip mown or rolled across it to mark the position of D, X and G.

37) Arena Markers

- a) The markers around the arena must be clearly visible with the letters displayed in black on white, large letters being preferable. They may be placed about ½ - 1 metre outside the arena. The colours as shown in the diagram may also be incorporated at the National Championships if requested before the close of entries.
- b) A gap of about one metre each side of the centre line must be left at A to form an entrance and the A marker placed far enough back, 10 metres if possible, to allow the horses to enter the arena on a straight track.
- c) The Dressage Judge is placed at C. Extra Judges if required are placed at M and H in from and on the inside of the elongation of the longside.
- d) Decorative flowers or trees, if used, must be placed with discretion.
- e) It is ultimately the responsibility of the judges to check that the arena is satisfactory and to have it modified, if necessary, at their discretion.

DRESSAGE ARENA 40M X 20M (WITH COLOURS)



SECTION FIVE – GENERAL COMPETITION RULES

<u>Rule</u>	<u>Page</u>
Independent Riders	3
Rider Categories	3
Judges	3
Scoresheets	4
Equines/Stabling	4
Exercise/Warm up	4
Leaders in Led Tests	5
Assistance in Unled Tests	5
Riding in Competition Arenas	5
Reporting to Stewards	5
Before the Test	5
Execution of Tests	6
Resistance	6
Trot – Sitting and Rising	6
Use of voice during test	6
Leaving the Arena/Unusual Circumstances	6
Alternative Movements	7
Nervous Horse/Pony	7
Freestyle to Music	7
Judges Sheets	7
Objections	7

<u>Rule</u>	<u>Page</u>
Scoring of test	7
Scale of Marks	8
Error(s) of Course	8
Penalties for Error(s) of Course	8
Riding the wrong test	8
Ties in Scoring	8
Time allowed for test	9
Lameness during a test	9
Health and Safety at Competitions	9
Legal Liability at Competitions	9
First Aid at Competitions	9
Veterinary/Farriery provisions at Competitions	9
Official Safety Steward	9

The following rules shall apply at all RDA Dressage Competitions. Regional Competitions and National Championships have additional requirements (See appropriate sections).

38) Independent Riders

Independent riders may represent a group of which they are a member. The horse must be deemed suitable by the Regional Instructor or Regional Dressage Co-ordinator.

Any group may allow a rider who does not ride with them to compete 'under their banner' this allows a rider with a disability who, for whatever reason, cannot ride regularly with a group to have access to RDA competitions. All the appropriate rider application and medical forms must be completed as if the rider were to be riding at a group session.

A group must be under no pressure to accept or refuse a rider who does not ride with them. Each group is entirely free to decide whether or not to allow a rider to compete under their name. The definition of 'member' is purely the group's decision; some may insist that only riders who regularly attend RDA sessions may represent them.

The horse that the rider *intends to compete on* must be deemed suitable, as above. Once deemed suitable the horse is covered by RDA Insurance for Public Liability at RDA events, all other insuring of the horse is the responsibility of the rider or their representative.

The rider, or their representative, will be responsible for all aspects of the competition; financial, provision of animal, transport etc unless the group wishes to provide assistance.

39) Rider Categories

The Dressage classes are divided into Open, Junior and Restricted. Category explanations are listed below.

a) **Open Riders**

Riders who are members of Potential or World Class Squads or who have competed in either a major F.E.I Para Dressage Championship (Paralympic Games, World Championship, European or other F.E.I Para Regional Championship) in the previous 4 years.

b) **Junior Riders**

Riders who are sixteen years of age and under on January 1st of the competition year.

c) **Restricted Riders**

Riders who are not classified as being an Open or Junior Rider.

40) Judges

- a) For all Dressage Tests judges shall be appointed by the Organiser from the Official List (see contacts section).
- b) Judges for Freestyle Competitions should be on RDA lists 1 – 4.

- c) Tests A, B, C, D, Ea, Eb. At Group/County/Regional level these tests maybe judged by an RDA person with dressage experience who has attended an official Dressage Judges' Training Day.
- d) Judges travelling expenses should be reimbursed by Regions at the current British Dressage rate.

41) Score Sheets

- a) It is the responsibility of the Organisers to obtain the current score sheets.
- b) Scoresheets are available to download from the RDA website. If required they can be posted and a charge will be made.
- c) One scoresheet per competitor per judge will be required.

42) Equines/Stabling

- a) Horse and ponies must be five years old or over.
- b) Any height of horse/pony is allowed in any class.
- c) Each horse and pony may enter a maximum of 4 dressage classes including lead rein per day. N.B. At Regional Competition with Countryside Challenge Classes refer to the National Championship Rules. Riders may compete on more than one horse or pony but may not ride more than one horse in any one class.
- d) Please note it is now a legal requirement for all horse owners to be in possession of a passport for their horse when travelling and competing away from home.
- e) If stabling is required, each horse/pony must have a valid equine influenza vaccination certificate, completed, signed and stamped on each line by a veterinary surgeon. All horses/ponies will be inspected prior to entry to any event. **Any horse/pony without an original vaccination certificate will be refused overnight stabling.**

43) Exercise/Warm up

- a) Competitors must exercise/warm up their horses in the areas provided and shall only walk in other areas. Warm up Arenas may not be shared by Able Bodied and Disabled Riders.
- b) Horses may be introduced to the Competition Arenas in walk only by any rider at designated times i.e. outside competition hours, in the presence of a Steward. **NO** exercising will be permitted in the car park, horse box area or among spectators.
- c) Competitors should be courteous to other riders and to prevent accidents shall pass left hand to left hand when meeting a rider coming in the opposite direction.

- d) Horses for all grades may be ridden and schooled for up to 20 minutes per day by the trainer/coach or their nominated representative during competition hours (8am to 6pm). The horse may only be warmed up in permitted saddlery and bits. The Competitor **only** may ride the horse during the 20 minutes immediately before the test.
- e) Horses may be lunged, in designated areas only, unmounted, by a competent person. Side reins may be used. Running and balancing reins etc are not permitted. Horses shall not be lunged in an arena where riding is taking place.

44) Leaders in led tests

- a) The leader should lead from the inside, changing where necessary. The leader should be one pace away from the pony and level with the pony's shoulders throughout the test.
- b) The leading rein will be held loosely in the hand furthest away from the pony. The hand nearest the pony should not be used and no influence should be exerted except in an emergency.
- c) The leader should have minimal influence on the pony or rider. The amount of influence will be reflected in the marks.
- d) In a led test the leader looks after the horse and the side walker looks after the safety of the rider. Neither leaders nor side walkers are allowed to carry a whip in the competition arena.

45) Assistance in unled tests

In an unled test riders are allowed a commander and one other assistant to stand outside the arena in case of an emergency.

46) Riding in Competition Arenas

No horse, either ridden or led, may enter any arena other than a practice arena during competition hours, except when actually competing, on penalty of elimination.

47) Reporting to Stewards

Riders must report to the Class Steward at least 10 minutes before the start time, by giving their number and name. Failure to keep to the allocated time can result in elimination. Tack and equipment must be checked by the Tack Inspection Steward prior to reporting to the Class Steward. All boots and bandages must be removed before entry into the competition arena.

48) Before the Test

When the steward asks the competitor to proceed to the arena they may ride around the outside of the arena (or inside if this is not possible). Blind riders may ride inside the arena and are allowed at least two circuits on both reins before starting their test. When the judge sounds the horn/bell to signal that the rider may commence the test they should begin without delay. Failure to enter the arena within 60 seconds may lead to elimination. The commander may relay the signal to start to the competitor.

49) Execution of Tests

- a) Tests may be ridden from memory or commanded.
- b) COMMANDERS MAY ONLY READ FROM THE TEXT (TWICE IF NECESSARY, BUT NOT MORE) USING LETTERS AND/OR COLOURS AND MAY INDICATE LEFT AND RIGHT. (ANY DEVIATION FROM THE ABOVE HAS TO BE AGREED WITH THE JUDGE BEFORE THE BEGINNING OF THE TEST). A commander may stand at either B or E, deciding which after checking the position of the judges, the proximity of other commanders and the direction of the wind. On a signal being given for an error of course, the competitor must proceed immediately to the judge(s) to receive instructions. N.B. The commander may interpret the judge(s) instructions.
- c) Movements must follow in the order laid down in the test. Tests should be ridden with both hands if possible. Transitions may be progressive unless stated otherwise on the test sheet.

50) Resistance

Any horse refusing to continue the test for a period of 60 consecutive seconds during the course of a test may be eliminated.

51) Trot - Sitting and Rising

All trot work may be executed sitting and/or rising at all levels.

52) Use of Voice during test

The use of the voice, quietly, is allowed if necessary.

53) Leaving the Arena/Unusual Circumstances

The test begins when the horse enters at A and finishes when it leaves the arena at A after completing the test. Any horse or pony leaving the arena not under control shall be eliminated. No marks shall be given for a movement when the horse places all four feet outside the arena. Where the arena is marked by a line only or intermittent boards, it is left to the discretion of the Judge(s) as to the marks deducted.

In exceptional circumstances if an unusual occurrence takes place which has a dramatic effect on the horse the rider may at the Judges discretion restart the test from an appropriate place.

54) Alternative Movements

Some tests contain alternatives. **To ride one alternative or the other is not "better" from the marking (judging) point of view, the movements will be judged on their merit.** The Judge should be informed before the start of the test and once an alternative is chosen it must be kept throughout the test.

55) Nervous Horse/Pony

If a horse/pony is likely to be nervous performing alone, another horse or pony may be led to stand near the arena to make the animal performing feel more secure.

56) Freestyle to Music

- a) Playing of Music - A Steward shall be appointed to play the CDs, but each competitor will be allowed to have their own representative to advise as necessary.
- b) CDs shall have the riders name, group and class clearly marked. Tapes are not recommended as sound quality can be poor.
- c) Riders or their representative must deliver their CDs to the Steward in time for instructions to be given. Competitors are responsible for collecting CDs.

57) Judges Sheets

Dressage sheets are only available for collection **AFTER** the prizegiving.

58) Objections

- a) Only the rider or owner of a horse/pony taking part in a competition, their representative or group representative may lodge an objection.
- b) Objections must be made in writing to the Secretary and accompanied by a deposit of £20 not later than half an hour after the incident that gave rise to the objection.
- c) The deposit is forfeited unless the objection is upheld or it is decided that there were good and reasonable grounds.

59) Scoring of test

The judge will allot from 0 - 10 marks for each numbered movement. These marks are then added together and any penalty marks deducted. If there are two or more judges the resulting totals are added together, to find the total. The score should be expressed as a percentage of the maximum mark.

60) Scale of Marks

The scale of marks is as follows:

10	excellent	4	insufficient
9	very good	3	fairly bad
8	good	2	bad
7	fairly good	1	very bad
6	satisfactory	0	not executed
5	sufficient		

The marks 10 and 0 must be awarded where the performances warrant their use. The term 'not executed' means that the required movement was not performed.

61) Error(s) of Course

- a) A rider is judged to have made an error of course when he departs from the direction or pace as laid down in the text of the test.
- b) The test finishes when the horse leaves the arena at A. Any departure from the instructions as to the manner of leaving the arena may be regarded as an error of course and penalised accordingly.
- c) When the rider makes an "error of the test" (e.g. does not salute correctly) the bell will not be rung but two marks will be deducted by the judge from the marks which would otherwise have been given for the movement.
- d) The judge, on observing that an error of course has occurred, will ring the bell and indicate to the rider, or commander if necessary, the point at which he must take up the test again and the next movement to be executed.

62) Penalties for Error(s) of Course

Every error, whether rectified or not, every omission and every movement in the wrong order is penalised as follows:

First error	-	2 marks
Second error	-	4 marks
Third error	-	8 marks
Fourth error	-	Elimination

63) Riding the wrong test

A rider who starts the wrong test for the class may be allowed to restart the test (at the judges' discretion) so long as they can do so immediately. They will be penalised for a first error of course.

64) Ties in scoring

In the event of a tie the Collective Marks at the end of the Judges' Sheet shall be added together and the competitor with the highest total declared the winner. If the collectives are equal, the Rider with the higher rider collective mark is the winner. If the rider collectives are identical then the submission mark will decide. If the marks are still identical the results shall be a tie.

65) Time allowed for test

The time given on the test sheet is for guidance only. There are no penalties for exceeding it, except in freestyle tests.

66) Lameness during a test

In the case of marked lameness the Judge informs the Rider that he/she is eliminated. There is no appeal against the decision. If there are any doubts as to the soundness of a horse, the competitor will be allowed to complete the test, and any unevenness of pace will be severely penalised. The judge may ask for a veterinary surgeon's opinion before allowing the competitor's score to go forward for final classification. Refusal to allow this inspection to take place will result in elimination.

67) Health and Safety at competitions

The event shall be organised according to RDA Health and Safety Guidelines and organisers are advised to give prominence to the following Health and Safety Statement:

"The Organiser of this event has taken reasonable precautions to ensure the health and safety of everyone present. For these measures to be effective everyone must take all reasonable precautions to avoid and prevent accidents occurring and must obey the instructions of the organisers, officials and stewards."

68) Legal Liability at competitions

The following paragraph should be included in the schedule sent to the Groups:

"Neither the Organiser nor any person acting on their behalf, accept any liability for any loss, damage, accident, injury or illness to horses, riders, spectators or any other persons or property whatsoever."

69) First Aid at competitions

- a) The presence of first aid personnel is essential.
- b) Accident and incident books shall be available.
- c) A first aid kit should be made available.

70) Veterinary/Farriery provision at competitions

Arrangements should be made for a Veterinary Surgeon and a Farrier to be "on call" and the telephone numbers available.

71) Official Safety Steward

Responsible to the Organiser for overall safety at the event, the Official Safety Steward must be involved in the planning stage to ensure that adequate thought has been given to all aspects of safety.

SECTION SIX – REGIONAL COMPETITIONS

<u>Rule</u>	<u>Page</u>
Administrative Rules	2
Entries	2
Qualification for the National Championships	2
Rule variations	3

72) Administrative Rules

- a) All Regional Competitions with dressage classes which qualify Riders to compete at the National Championships shall take place **at least two weeks** prior to the closing date for entries to the National Championships.
- b) The form these competitions take is the prerogative of the Regional Chairman. Tests qualifying for the National Championships may take place on grass, an all-weather arena or indoor school.
- c) It is strongly suggested that the tests used at the National Championships are also used at Regional Competitions. However, Regions may choose any test of an appropriate level of difficulty.
- d) The National Championships tests for the current year are shown in Section 7 – National Championships page 4 – rule **83**). In order to qualify for the National Championships riders must achieve at least 60% in their class.
- e) Other dressage classes may be offered including Freestyle with or without music and Introduction to Dressage (including lead rein). These are NOT qualifying classes.
- f) The Dressage Secretary at National Office must be advised of the Regional Qualifier competition date, schedule and the number of qualifying rosettes required by the end of March.
- g) Regions are required to purchase their own sets of rosettes (i.e. 1st to 6th). Other awards and rosettes are at the discretion of the Regional Chairman, including those for competitors from other Regions.
- h) The Side Saddle Association may provide rosettes for those riders competing side saddle.

73) Entries

- a) Entries and any fees shall be submitted by the Group Organiser on the required form and by the required dates.
- b) Groups withdrawing competitors from the Competition must inform the Organiser as soon as possible.
- c) If you would like confirmation of receipt of entries please provide a stamped, self addressed envelope.

74) Qualification for the National Championships

- a) Riders qualify to take part in the National Championships at their Regional Competition.
- b) Riders must be classified prior to the Championships to enter the graded dressage classes I - IV (one to four). Riders who are not classified can only ride in the I - V (one to five) classes.

- c) Blind Riders are not required to qualify for their own classes at the National Championships and may obtain an entry form direct from the Dressage Secretary at RDA National Office. If they wish to ride in the grade III or IV (three or four) Classes at the National Championships they must qualify at a Regional Qualifier.
- d) In a qualifying class of six or less competitors, the first two riders and the best Junior will be eligible to compete at the National Championships. In a class of seven or more starters, the first three riders and the best junior will be eligible.
- e) If the first and second (and possibly third, depending on the number of starters) placed riders are unable to go, the next highest placed rider(s) may be nominated subject to the conditions above.
- f) Riders may enter more than one qualifying class appropriate for their grade or above **but** will only be allowed to compete in **ONE** National Championship Test for which they have qualified.
- g) Riders should qualify at their own Regional Competition. If a rider is unable to compete within their own Region, they may ask to attend one other Regional Qualifier. They shall not take a qualifying place from that Region but should send their dressage sheet to the Dressage Committee Secretary at RDA National Office for consideration.

75) Rule variations

Some or all of the rules relating to saddlery and equipment may be varied at the discretion of the Organiser for Regional Competitions for tests other than those used as qualifying tests.

SECTION SEVEN – NATIONAL CHAMPIONSHIPS

<u>Rule</u>	<u>Page</u>
Rider Entry	2
Riders who qualify automatically or by invitation	2
Order of Riding	2
Awards	2
Regional Teams	3
Method of Judging	3
Jury of Appeal	3
RDA National Championships Tests	3
Intellectual Disability (I/D)	4

76) Rider Entry

- a) Riders who qualify to compete at the National Championships will receive an Entry Form from their Regional Dressage Co-ordinator immediately following the prizegiving at the Regional Competition.
- b) The Entry Form must be sent to RDA National Office together with the correct entry fee no later than the date stated on the entry form. **LATE ENTRIES WILL NOT BE ACCEPTED.** This Entry Form must be signed by a Group official on behalf of the rider. If a rider entered for the National Championships is unable to compete RDA National Office must be notified immediately. The Regional Chairman may nominate a substitute subject to conditions. If you would like confirmation of receipt of entries please provide a stamped, self-addressed envelope.
- c) If necessary, horse substitutions may be made.
- d) Withdrawals - Must be notified to National Championships Secretary at least one week prior to the Championships.

77) Riders who Qualify Automatically or by Invitation

- a) Winners from the previous National Championships.
- b) Blind Riders – see Section 6 Regional Competitions page 3 - rule **74)**
- c) Open Riders may apply to the Dressage Committee for an invitation to compete. A scoresheet from a Para Equestrian Competition during the 2 years prior to the competition they wish to enter should be sent to the Dressage Committee Secretary at RDA National Office for consideration.
- d) In exceptional circumstances Riders may apply to the Dressage Committee for an invitation to compete. A scoresheet from a Para Equestrian Competition/RDA National Championships during the 2 years prior to the competition they wish to enter should be sent to the Dressage Committee Secretary at RDA National Office for consideration.

78) Order of Riding

Competitors will be sent their times by RDA National Office.

79) Awards

- a) Challenge Trophies will be awarded.
- b) Rosettes will be awarded in all Championships and Freestyle Classes in Open, Junior and Restricted sections. Overall placing rosettes will also be awarded.

80) Regional Teams

- a) Only one Team per Region is allowed. Open Riders are not eligible.
- b) All Grades from I to V are eligible.
- c) The Regional Team will be decided by taking the 3 highest percentages scored in Championships classes by the eligible riders.
- d) Regions wishing to enter a team must complete the appropriate entry form and submit it by close of entries.

81) Method of Judging

There may be up to three judges for each National Championship Class taken from the Official RDA Judges' list contained in this booklet. The Dressage Committee reserves the right to invite other selected judges.

82) Jury of Appeal

There will be a jury of appeal consisting of the Dressage Committee Chairman, a Senior Judge and a member of the RDA Dressage Committee.

83) National Championships Tests

TEST AND YEAR	GRADE	PROFILE
2 - 2010	IA	1, 2, 3, 5, 7, 12A, 13
10 - 2006	1B	4, 6, 9, 10a, 11a, 12b, 31a
22 - 2010	II	
31 - 2010	III	
1 - 2010	III/IV	Walk only test for Blind Riders
10 - 2006	III/IV	Blind riders; profiles 36 and 37
31 - 2010	III/IV	Blind riders; profiles 36 and 37
40 - 2010	IV	
4 - 2010	I-V	
11 - 2010	I-V	
31 - 2010	I-V	

Please note Grade III and IV riders who do not wish to canter may ride in I-V Championship Classes.

Riders may also ride a freestyle to music test in grade I-IV (one to four). Riders in the grade I-V (one to five) classes may ride a freestyle without music in either walk, walk and trot, or with canter. The RDA Freestyle Classes will be run at the Championships without music. Classes will be divided into Open, Junior and Restricted sections.

Riders who are graded I-IV may either ride a graded freestyle test with music or the RDA I-V Freestyle without music.

84) Intellectual Disability (I/D)

The F.E.I does not currently classify Intellectual Disability (including Learning Difficulties), as profile 39 is under review. RDA will continue to offer competition at local, regional and national level for Intellectually Disabled Riders (including Learning Difficulties) within their own or grade I-V classes.

TEST AND YEAR	PROFILE
13 - 2002	I/D – Intellectually Disabled (including Learning Difficulties)
31 - 2010	

SECTION 8 - Notes on the Interpretation of Dressage Tests

<u>Rule</u>	<u>Page</u>
Interpretation of Dressage Tests	2
Directive ideas for tests	3

85) Interpretation of Dressage Tests

- a) A rider in movement along the outer track will continue along it on the same rein without alteration of pace or manner of riding, until instructed to do otherwise. If required to leave this track and return to it (e.g. when circling the rider will continue along the track in the same manner of going as he left it and on the same rein unless instructed to do otherwise.
- b) For a simple 'turn right' (or left) the rider will change direction through 90° by riding a quarter of a small circle (as at a corner) beginning before reaching the marker and finishing on a line at right angles to the track and directly opposite the marker. For 'track right' (or left) at any marker the rider will turn in a similar manner but will finish on the outer track or Centre line (**N.B:** the horse must not begin by swinging in the opposite direction and then cross the line of approach). 'To move diagonally' across the arena, say from M to K for a change of rein, the turn from the track should begin at M and the turn to the track should be completed at K. The course between turns will be a straight line passing through X but it will be at a slight angle to the alignment M K.
- c) 'Change of pace' at a given marker. The horse should make the first step of the new pace as the rider passes the marker (It follows that when the transitions are progressive they must begin before reaching the marker).
- d) Free walk is a pace at which the horse is allowed complete freedom to lower and stretch out his head and neck. The horse takes long strides and is not allowed to become lazy. Reins may become long or loose.
- e) Leave the arena at A. After the final salute the rider should move off forward from the halt at the specified pace, turn left or right and proceed directly to the exit at A.
- f) Duration of judging. The judging begins when the rider enters at A and finishes when the rider leaves at A.

86) Directive ideas for tests

<u>Entry</u>	The straightness of the entry.
<u>Halt</u>	The squareness of the halt and the immobility. The smoothness and straightness of the move-off.
<u>Walk</u>	At all times, and in all work, correctness of the pace, rhythm and regularity, activity, acceptance of the bit with a rounded outline. Balance.
<u>Free Walk</u>	The freedom and lengthening of the stride. The stretching of the top line. The smoothness of the transition to and from free walk. Reins may be long or loose.
<u>Taking the Reins</u>	The freedom from resistance and tension. The maintenance of rhythm and activity.
<u>Circles, Corners</u>	The bend, balance and shape.
<u>Leg Yield</u>	Flexion in the poll, straightness, crossing with flow, angle, willingness and forwardness.
<u>Shoulder In</u>	The bend, angle and flow. Crossing in front and engagement behind. The willingness and freedom from tension.
<u>Pirouette</u>	Maintenance of walk, crossing in front but not behind, the bend, balance and size.
<u>Rein Back</u>	Smoothness, correctness of stride, straightness, number of strides, the willingness without anticipation.
<u>Trot</u>	At all times, and in all work, correctness of pace, rhythm and regularity, impulsion and engagement, acceptance of the bit with a rounded outline, lightness of forehand. Balance.
<u>Medium Trot</u>	The lengthening of stride and frame whilst maintaining rhythm and balance. Cannon bones more or less parallel in diagonal pairs and the engagement. Transitions to and from medium trot coming from behind without resistance.
<u>Some Medium Trot Strides</u>	As above but only a few strides should be shown with clear transitions.
<u>Canter</u>	At all times, and in all work, correctness of pace, rhythm and regularity, impulsion and engagement, acceptance of bit with a rounded outline, lightness of forehand. Balance.
<u>Medium Canter</u>	Lengthening of stride and frame. Straightness and balance. Engagement from behind in transitions to and from medium canter.

**Some Medium
Canter Strides**

As above but only a few strides should be shown with clear transitions.

**Counter Change
of hand**

The definition of counter is: opposite direction or reversed (Oxford English Dictionary). Counter change of hand is where you change the rein (hand) and back again to the original rein (hand) - e.g. if you are on left rein and ride FXM finishing on the left rein (hand), you have done a counter change of hand. (You are on a right rein curve before, through and just after X, then straight and bend left).

Counter Canter

Canter right on the left rein curve or canter left on a right rein curve.

Halt

Engagement into the halt, straightness, squareness, immobility and attention.

SECTION 9 - Rule Differences between British Dressage (BD), Fédération Equestre Internationale Para Equestrian (FEI) & Riding for the Disabled Association (RDA)

<u>Rule</u>	<u>Page</u>
Rule Differences between British Dressage (BD), Fédération Equestre Internationale Para Equestrian (FEI) & Riding for the Disabled Association (RDA)	2

Rule Differences between British Dressage (BD), Fédération Equestre Internationale Para Equestrian (FEI) & Riding for the Disabled Association (RDA)

Rule	BD	F.E.I	RDA
Warming up before test	Anybody can ride the horse	I, II anybody until 15 min, before test. Rider only for III or IV	Rider, Trainer or nominated person until 20 minutes before the test.
Time allowed to enter arena	45 sec	60 sec.	60 sec.
Salute	One hand on reins, hat off.	Either hand or nod	Either hand or nod
Commander	Yes but not in Championships	Exemptions (read twice)	Yes (read twice)
Use of Voice	No	I, II and exemptions III and IV	Yes
Resistance	20 sec.	60 sec.	60 sec.
Rising trot	Novice and when stated in test	Yes always allowed	Yes always allowed
Companion horse	No	Yes	Yes
Spurs	Yes	Yes if leg(s) under control	Yes if leg(s) under control
Bridle	Novice snaffle, E-A double allowed, A double compulsory	I, II snaffle only III, IV double allowed	Snaffle. Double bridle if approved.
Chaps	Yes (plain)	Yes	Yes
Whips	Yes but not in Championships	Yes, any length and two with exemption	Yes, max length 1m 20cm and two with exemption
Hats with harness	Optional	Yes	Yes
Gloves	Yes	If possible	If possible
Errors of course	Third eliminates	Fourth eliminates	Fourth eliminates
F.E.I PE ID classification cards (and permitted compensating aids)	Yes, but not int. Cards for lowest tests in Para Trials	Yes	No
Wearing of Blindfolds for B1 Riders	Not when using non F.E.I. tests	Yes when using F.E.I. tests	No

SECTION 10 – CONTACTS

Dressage Committee

Dressage Co-ordinators

RDA Classifying Physiotherapists

RDA Dressage Judges' Panel

DRESSAGE COMMITTEE

Name	Role	Contact details
Mrs Hilary Richardson	Chairman	Lodgefield, Hunt Paddocks, Rouncil Lane, Kenilworth, Warwickshire, CV8 1NL. Tel: 01926 857379 Email: hilary@lodgefield.net
Mr Clive Milkins RDASI	Regional or County Instructor, current or past	The Cottage, Mill House Farm, Framewood Road, Fulmer, Bucks, SL3 6JR Tel/Fax: 01753 662796 Email: milkins_clive@hotmail.com
Mrs Celia Baker	Regional or County Chairman, current or past	High Gables, Much Birch, Hereford, HR2 8HU Tel: 0845 241 6306 Email: rdawestmercia@hotmail.co.uk
Mrs Jane Goldsmith	International Para Equestrian Judge	4 St Giles Road, Gaydon, Warwick, CV35 0EW Tel: 01926 642571 Email: jg.intequine@btinternet.com
Mrs Lynn Lawford	Classifying Physiotherapists	Penraig, Pontfadog, Llangollen, Clwyd, LL20 7AU Tel: 01691 718756 Email: Kplclawford@hotmail.com
Mrs Carolyn Gardiner	RDA accredited Dressage Judge	The Old Rectory, Lilley, Newbury, Berkshire, RG20 7HH. Tel: 01488 638227 Email: carolyngardiner@waitrose.com
Mrs Barbara Birchall	Regional Dressage Co-ordinator	Greencroft, Main Street, Bishop Monkton, Harrogate, North Yorkshire, HG3 3QP Tel: 01765 677418 Email: barbarabirchall@aol.com
Mr Erik MacKechnie	Regional Dressage Co-ordinator	Greenbrae West, 3 Pitkellony Street, Muthill Crieff, PH5 2AF Tel: 07769 553065 Email: erikmac@aol.com
Mr Simon Laurens	Rider Representative	Upper Farm, Great Whitcombe, Gloucester, Gloucestershire, GL3 4TT Tel: 01452 864480 Email: simon@simonlaurens.co.uk
Mr E. Bracher	RDA Chief Executive (non voting member)	RDA National Office, Norfolk House, 1A Tournament Court, Edgehill Drive, Warwick, CV34 6LG Tel: 0845 658 1082 Fax: 0845 658 1083 Email: ebracher@rda.org.uk

DRESSAGE CO-ORDINATORS

Region	Contact Details
East	Mrs C. Grieve, Badgers Walk, Frithsden Copse, Berkhamstead, Hertfordshire HP4 2RG Tel: 01442 865154 Email: christinamgrieve@hotmail.com
East	Miss S. Diggins RDAI, Jordans Farm, Rookwood Lane, Preston St Mary, Sudbury, Suffolk, CO10 9LY Tel: 01787 247810 Email: sdiggins@rda-east.org.uk
Edinburgh & Borders	Mr E. Mackechnie, Greenbrae West, 3 Pitkellony Street, Muthill, Crieff, PH5 2AF Tel: 07769 553065 Email: ericmac@aol.com
Grampian & Highland	Mr A Wrate, 8 Kirkhill Drive, Oldmeldrum, Inverurie, Aberdeenshire, AB51 0AX. Tel: 01651 872889 Email: wrate@hotmail.com
Greater London	Mrs S. Healing, Penniwells Riding Centre, Penniwells Farm, Edgwarebury Lane, Elstree, Hertfordshire, WD6 3RG Tel: 0208 2074525 Email: s.healing@hotmail.com.com
Mid West	Mrs S. Hall, Urchinwood Manor, Congresbury, Nr Bristol, Avon, BS49 5AP. Tel: 01934 833248
North	Miss J. Newsham RDAI, Tethers End, Great Urswick, Nr Ulverston, Cumbria, LA12 0SX Tel: 01229 582244 Email: julie@newsham.org
NE & South Yorkshire	Miss C. Brown, Pennine Community, Old Colliery, Wood Lane, Chapelthorpe, Wakefield, WF4 3JH Tel: 01924 241341 Email: carolyn.brown@pennine.co.uk
North Midlands	Mrs K A Thompson RDASI, 34 Ninth Avenue, Grantham, Lincolnshire, NG31 9TF Tel: 01400 250228 Email: karenthompson@madasafish.com
North Wales	Mrs T. Chew, Clwyd Special Riding Centre, Llanfynydd, Wrexham, LL11 5HN Tel: 01352 770446 Email: info@clwydspecialridingcentre.org.uk
North West	Mrs J. Dixon BSc (Hons), 11 Dean Close, Partington, Manchester, M31 4BQ. Tel: 0161 775 0820 Email: sidesaddlejen@googlemail.com
Northern Ireland	Hon Mrs Susie Hamilton Stubber RDAI, 37 Ahorey Road, Ballylaughan, Richhill, Co Armagh, BT61 9LY Tel: 028 3887 1135 Email: susiestubber@btopenworld.com
South	Mr C. E. Milkins RDASI, Mill House Farm Cottage, Frame Wood Road, Fulmer, Buckinghamshire, SL2 4QR. Tel: 01753 662796 Email: milkins_clive@hotmail.com
South East	Mrs F. Dent, 1 Delaware Cottages, Hever Road, Edenbridge, Kent, TN8 7LD Tel: 01732 864907 Email: fident@talktalk.net
South Wales	Miss C. Stokes, Springside, Claypit Farm, Colwinston, Cowbridge, Vale of Glamorgan, CF71 1NL Tel: 01656 655569 Email: cindy_m@hotmail.com
South West	Mrs S. J. Veale, Buckstone House, Upton Hellions, Crediton, Devon, EX17 4AE Tel: 01363 775252 Email: sjv@buckstone.eclipse.co.uk
West & Central Scotland	Mrs C. Burton, Burndale, 72 Hall Road, Nemphlar, Larnark, Lanarkshire, ML11 9JE Tel: 01555 660611 Email: reynwood@hotmail.com
West Mercia	Mrs C. Baker, High Gables, Much Birch, Hereford, HR2 8HU Tel: 0845 241 6306 Email: rdawestmercia@hotmail.co.uk
Yorkshire & Cleveland	Mrs B. Birchall, Greencroft, Main Street, Bishop Monkton, Harrogate, North Yorkshire, HG3 3QP. Tel: 01765 677418 Email: barbarabirchall@aol.com

RDA CLASSIFYING PHYSIOTHERAPISTS

Name	Contact details
Dr C. Meaden	9 Bloomfield Road, Maidenhead, Berkshire SL6 4NS Tel: 01628 629601 Email: chris@meaden.co.uk
Miss G. Bingham	Liberty Hill Farm, 8 Cairnhill Road, Templepatrick, Ballyclare, Co Antrim, BT39 0JA (Please contact by post)
Mrs J. Bott	Kew House, 23 Anchor Road, Calne, Wiltshire, SN11 5DY Tel: 01249 813021 Email: jennybott42@hotmail.com
Mrs G. Docherty	5 Currievale Park, Currie, Edinburgh, EH14 5TJ Email: gdoc11@hotmail.com
Mrs J. Furnell	Glensherup House, Glendevon, By Dollar, Perthshire, FK14 7JY Tel: 01259 781234 Email: furnell@btinternet.com
Mrs A. Hobson	17 Heaton Grove, Bradford, West Yorkshire BD9 4DZ Tel: 01274 545042
Miss B. Jeffers	Hillcrest, Grange Lawn, Waterford, Ireland. Tel: 00 353 051 852965
Mrs L. Lawford	Pencraig, Pontfadog, Llangollen, Clwyd LL20 7AU Tel: 01691 718756 Email: kplclawford@hotmail.com
Mrs J. Leigh	Birch Mill, Crook, Kendal, Cumbria, LA8 8LE Tel: 01539 821339 Email: judy@birchmill.co.uk
Mrs E. O'Donnell	42 Foliat Drive, Wantage, Oxfordshire, OX12 7AL Tel: 01235 760460
Mrs A. Pell	3 Latchmere Road, Kingston, Surrey KT2 5TP Email: antheapell@hotmail.com
Mrs J. Robilliard	Woodborough House, Worton, Devizes, Wiltshire SN10 1SC Tel: 01380 726447 Email: robilliardbb@btinternet.com
Mrs J. Sherriff	18 Beechwood Close, North Ascot, Berkshire SL5 8QJ (Please contact by post)
Mrs J. Warnock	Kilberry, Myreton, Near Aberlady, East Lothian, EH32 0PZ Tel: 07792 576940 Email: justinewarnock@yahoo.co.uk
Miss E. Woodward	25 Cavenham Gardens, Hornchurch, Essex, RM11 2AU Email: emma@woodward.me.uk

RDA DRESSAGE JUDGES' PANEL

LIST 1

AMOS Mrs B, 2 The Ridgeway, Alton, Hampshire GU34 2RZ	01420 88068
BRYANT Mrs I, Deanscote, Sand Lane, Northhill, Biggleswade SG18 9AE	01767 627372
DARKEN Ms A, Stock Farm, Matching Green, Harlow, Essex CM17 0RN	01279 731447
FIRMSTON-WILLIAMS Ms J, Bay Tree Farm, Bucks Hill, Chipperfield, Herts, WS4 9AU	01923 260020
GOLDSMITH Mrs J, FBHS, 4 St Giles Road, Gaydon, Warwick CV35 OEW	01926 642571
LEITCH Mrs S E R, Little Hope, Ullingswick, Hereford HR1 3JF	01432 820510
LEWIS Miss G, 27 Merrington Close, Kirk Merrington, Spenny Moor, County Durham, DL16 7HX	07710 021279
MASON Miss D, Pastures Farm, Loxley, Warwickshire CV35 9JR	01789 841841
MASTIN-MOORE Mrs A, 60 Ballymoney Road, Barridge, County Down, BT32 4DK	028 4062 3768
NEWALL Mrs M, Fouracres, Sandpit Hill, Cholesbury, Tring, Herts HP23 6NG	01494 758515
PEBERDY Mrs J, 132 Lutterworth Road, Blaby, Leicester LE8 4DP	01162 784466
PETTY Mrs S R, Meadowcroft House, Churchstanton, Taunton, Somerset, TA3 7RN	01823 601058

LIST 2A

GARDINER Mrs D, The Old Rectory, Lilley, Newbury, Berkshire RG20 7HH	01488 638227
PORTERFIELD Mrs C, 5 Colbert Drive, Narborough Road, South Leicester LE3 2JB	01162 919470
ROBINSON Mr J, 30 Cardigan Road, Bedworth, Nuneaton, Warwickshire CV12 0LY	024 7636 4934
RODGER Miss S, 70 Ravenscroft, Middlewich Road, Holmes Chapel, Cheshire, CW4 7HJ	01477 533892
SCOTT Mrs F, Cotswold Lodge, Southam Road, Priors Marston, Rugby, Warwickshire CV47 7SU	01926 817243
WARDLE Mrs D, Priest House, Fosseway, Moreton Morrell, Warks, CV35 9BX	01926 651573
WOOD Miss J, Frith Farm Cottage, Otterden, Faversham. Kent, ME13 0DD	01795 890239

LIST 2

ANGEL Mrs B, Beslyns Cottage, Beslyns Road, Great Bardfield, Braintree, Essex, CM7 4TG	01371 811146
BEATTIE Mrs P, Lossit Farm, Queenzieburn, Kilsyth, Stirlingshire G65 9LF	01236 822488
HEAD Mrs J R, Fiddlers Green, Church Farm Lane, Marsworth, Tring, HP23 4ND	01296 661444
HILLIER Mrs R, Linnaeus, Norwich Road, Scole, Diss, Norfolk, IP21 4DY	01379 740158
LUKE Mrs W, Denton House, Denton, Oxford OX44 9JF	01865 874440
MACKIE Mrs E, Copville, Fingest, Henley on Thames, Oxon, RG9 6TH	01491 638207
MAKEY-HARFIELD Ms G, BHSII, Prospect Farm Livery Yard, Cattistock, Dorchester, Dorset, DT2 0JB	01300 320820
McGAREL-GROVES Mrs J E, Home Farm, Salters Lane, Ludgershall, Buckinghamshire, HP18 9NY	01844 239468
SCRIMGEOUR Mrs R, 5 Jeffries Close, College Fields, Marlborough, Wiltshire SN8 1UB	01672 514276
SEAL Mrs J, The White House, Dean Hill, West Dean, Salisbury, SP5 1HN	01794 885795
SMITH Mr L, No 1 Wedderlie, Gordon, Berwickshire TD3 6NW	01578 740281
SPENS Miss J, BHSI, Glenraig, Kilmacalm, Renfrewshire PA13 4PT	01505 872581
WATTS Mrs P E, 2 Fox & Hounds Cottages, Hancombe Road, Little Sandhurst, Berkshire, GU47 8NP	01344 778621

LIST 3A

DUCK Mrs A, West Cottage, Hyde End Lane, Brimpton, Reading, Berkshire, RG7 4RJ	01189 717204
FILTNESS Mrs W, The Old Town House, Belchamp Walter, Sudbury, Suffolk, CO10 7AR	01787 375739
HOLDERNESS-RODDAM Mrs J, Church Farm, West Kington, Chippenham, Wiltshire SN14 7JE	01249 782050
SACKVILLE-HAMILTON Mrs M , Acklam Grange, Malton, North Yorkshire YO17 9RG	01653 658217
STAINES Mrs S, Bambury Farm, Bambury Lane, Peatling Magna, Leicestershire, LE8 3QV.	0116 2478907

LIST 3

DARKEN Mrs S, Meadow Cottage, Bury Green, Little Hadham, Ware, Hertfordshire, SG11 2EY	01279 507861
HAVIS Mrs C, 45 Butterwell Drive, Pegswood, Morpeth, Northumberland	01670 503561
MACKENZIE Mrs G H, Springfield House, Corry, Mui-Of-Ord, Ross Shire, IV6 7TN.	01463 870574
SCRINI Mrs S, Crow Holt Farm, Main Street, Laneham, Retford, Nottinghamshire, DN22 ONA. Mob	07796 911409
SOLT Mrs J, Blackdown Farm, Leamington Spa, Warwickshire CV32 6QS	01926 422522
TAYLOR Mrs A, Westburn Steading, Dunning, Perth PH2 0QY	01738 730369
TIDMARSH Mrs M, Ye Olde Forge, Tetbury Lane, Crudwell, Wiltshire, SN16 9HB	01666 577844
WEST Mrs M J, Threshing Barn, Ribbonwood Farm, Anderson, Dorset, DT11 7HE	01929 472871

LIST 4

CARSTAIRS Miss H, Bargate Cottage, Gleneagles, Auchterarder, Perthshire PH3 0PJ	01764 682207
CRAFTS Mr P, The Apple Chamber, Cherry Tree Farm, Laneham, Retford, Notts, DN22 0NG	01777 228094
DRYDEN Ms C, Blue House Farm, Dalton Back Lane, Claxton, Billingham, Cleveland TS22 5PN	01429 872050
EDWARDS Mrs S R, 57 Ormskirk Road, Rainford, St Helens, Lancashire, WA11 8DQ	01744 884510
GALLAND Mrs M, Walnut Tree Stud, Tanners Lane, Carol Green, Berkswell, Warwickshire, CV7 7DA	024 7646 1793
GREEN Mrs A, 34 Main Street, South Rauceby, Sleaford, Lincs, NG34 8QG	07803 128235
GRANT Mrs L, Calypso, Caskieben, Kinellar, Aberdeenshire, AB21 0TD	01224 790714
HOPE Lady, 34 India Street, Edinburgh, EH3 6HB	07885 645543
KLAUS Mrs J, 14 Woodland Park Road, Headingley, Leeds LS6 2AZ	0113 293 9159
LEICESTER Mrs L, Patria Lodge, Jekylls Gate, Fleet Fen, Nr Holbeach, Lincolnshire, PE12 8QS	01406 422554
LYWOOD Miss J, 27 West Garth Garden, Bury St Edmunds, Suffolk IP33 3LB	01284 752595
MARTIN-BIRD Miss T. FBHS, Saucelands Bungalow, Coolham, Horsham, Sussex, RH1 8QG.	01403 741635
MCKEE Mrs G, Moreland, Eastend, Lochwinnoch, Renfrewshire PA12 4EP	01505 842419
MILNE Mrs M, Wellhall Cottage, Dollar, Clackmannanshire, FK14 7NA	01259 742402
PATCHETT Miss J, 1 Buller Road, Leiston, Suffolk, IP16 4HA	01728 832181
PROCTOR Mrs J, 4 Fetherston Crescent, Ryton on Dunsmore, Warwickshire, CV8 3EZ	024 7630 2084 07747 608723
SHAW Mrs S, 22 High Street, Ramsbury, Marlborough, Wiltshire SN8 2PB	01672 520048
SIMMS Mrs M, Rocklands, The Bent, Curbar, Calver, Hope Valley, Derbyshire, S32 3YD	01433 630043
SMITH Mr S, Thacker Gate, Old Ham Lane, Lenham, Kent, ME17 2LR	01622 853773 07973 409603
STANIER Mr R, 30 Cardigan Road, Bedworth, Nuneaton, Warwickshire CV12 0LY	024 7636 4934
VERNON Mrs L D, Overbank Farm, Pexhill Road, Gawsworth, Macclesfield, Cheshire, SK11 9PY	01625 424349

LIST 5

BELL Ms S, Holly Cottage, 84 Causeway East, Wyberton, Boston, Lincs, PE21 7AR	01205 310207
BELTON Ms C M, West View, Yarburgh, Louth, Lincs, LN11 0PL	01507 363261
BLACK Mr I, 107 – 109 High Street, Newton-le-Willows, Merseyside WA12 9SL	01925 292064
CODD Mrs M, Dirhams, Colsterworth Road, Stainby, Grantham, Lincs, NG33 5QT	01476 861022
DARRALL-REW Mrs A, Priddacombe Farm, Bolventor, Launceston, Cornwall, PL15 7TY	01566 86112
GADD Mrs C, Westside, Bow Farm, Badgworth, Somerset, BS26 2QA	01934 751171
GEORGE Mrs M, Bryn Banalog, Pumpsaint, Llanwrda, Carmarthenshire, SA19 8DJ	01558 650219
GLADWYN Miss V, Clochcan House, Auchnagatt, Ellon, Aberdeenshire, AB41 8TD	01358 701301
HARRISON Mrs P, Howard House, Hethersgill, Carlisle, Cumbria, CA6 6HW	01228 675000
JOLLY Mrs A, 13 Darwin Avenue, Buxton, Derbyshire, SK17 6NF	01298 22557
KENNEDY Mrs A, 32 Thorny Road, Douglas, Isle of Man, IM2 5EE	07624 491911
KENNEDY Miss L, Trevalyn Wood, Manor Road, Rossett, Nr Wrexham, LL12 0EG	01244 571224
LAURENS Mr S, Kimsbury Cottage, Birdlip, Gloucestershire, GL3 8JH	07795 364495
MORRIS Miss J, Farmcote, Nettlesworth Lane, Old Heathfield, Sussex TN21 9AP	01435 862523
MULVANEY Mrs I, Ael-y-Bryn, Peniel, Camarthen, Dyfed, SA32 7AB	01267 238541
O'DONNELL Mrs J, Bull Green Farm, Bull Hill, Bethersden, Ashford, Kent, TN26 3LB	01233 820372
PENMAN Miss L, West Broadlaw, By Dechmont , West Lothian, EH52 6NB	01506 811225
SMITH Mrs B, Sharrocks Farm, Blackrod, Bolton, Lancashire BL6 5LL	01257 480359
WOFFINDEN Mrs P, 63 Mallinson Oval, Harrogate, HG2 9HJ	01423 879294

LIST 6

ALLEN Mrs L, Newfield, Craigellachie, Aberlour, Banffshire, AB38 9SR	01542 860331
BIRKETT Miss C, 2 Well Heads, Thornton, Bradford, West Yorkshire, BD13 3SJ	01274 834263
BRANDON Mrs K, Cartoft, Kirbymoorside, North Yorkshire, YO62 6NU	01751 430248
BURTON Mrs L, Sherbourne House Farm, Washbrook Lane, Allesley, Coventry, CV5 9FG	024 764 02271
CAMPBELL Mrs S, Stagstones Lodge, Roundthorn, Penrith, Cumbria CA11 8SJ	01768 868249
CRADDOCK Mrs K, Reevelylands, Hungate Lane, Bishops Monkton, Harrogate HG3 3QL	01765 677643
DIXON Mrs J, 11 Dean Close, Partington, Manchester M31 4BQ	0161 775 0820
DUNNING Mrs A J, BHSII, Hendre Isaf, Pentre Isa, Llangernyw, Abergete Conwy, LL22 8PH	01745 860422
GARBUTT Mrs N, Hollin Hill, Saddlers Lane, Langley Dale, Barnard Castle, Co Durham, DL12 8SD	01833 637044 07736 940820
GARTLY Mrs A, Glenhead, Blackford, Rothienorman, Aberdeenshire, AB15 8QR	01651 821783
MASSIE Mr R, Westercot, Lower Town, Malborough, Kingsbridge, Devon, TQ7 3SE	01548 560969
MEW Mrs G, Cae Glas Farm, Cae Glas Lane, Minera, Wrexham, LL11 3DB	01978 752863
SMITH Miss P J, Linden House, Lawn Drive, West Boldon, Tyne & Wear, NE36 0AZ	0191 5367666
STOW Mrs A, East Sandhills, Betchworth, Surrey RH3 7AA	01737 842394
TAYLOR Mrs W, 124 Sherbourne Avenue, Stockingford, Nuneaton, Warwickshire, CV10 9JL	024 7637 3420
THOMSON Mrs S, 42 Whitney Road, Burton Latimer, Kettering, Northants, NN15 5SL	07967 250522
URQUHART Mrs S, Dalcladach, Findhorn, Morayshire, IV36 6YY	01309 690500
WALKER Miss L B, Logiemuir, Cothal, Fintray, Aberdeen, AB21 0HU	01224 723955
WATKINS Mrs V, Appletree Hill, Coddington, Nr Ledbury, Herefordshire, HR8 1JJ	01531 640686
WILLIAMS Mrs H, Briar Cottages, Mongoose, Mount Hawke, Truro, Cornwall TR4 8BX	01209 890611
WILSON Mrs D M, Newton Lowsteads Farm, Newton-On-The-Moor, Morpeth, Northumberland, NE65 9LW	01665 575090

SECTION 11 – DRESSAGE TESTS

Copies of all Dressage Tests currently in use.

DRESSAGE TESTS

Dressage Tests issued by the RDA and available from 2011 are as follows:

New tests have been added.

All tests are independently ridden unless otherwise stated.

Test Number	Test Description	To be judged by
Introduction to Dressage Tests		
A	Introduction to Dressage (led/unled) walk only	Official RDA Judge or an RDA Person who has attended an Official RDA Judges Training Day. (Except at National Championships)
B	Introduction to Dressage (led/unled) walk & trot	
C	Introduction to Dressage walk or walk and trot (led/unled)	
D	Introduction to Dressage (led/unled) walk or walk and trot	
Ea	Introduction to Dressage walk only	
Eb	Introduction to Dressage Walk and Trot	
Grade Ia Tests		
1	Walk only	To be judged by an Official RDA Judge
2	Walk only	
4	Walk only	
Grade Ib tests		
10	Walk and trot	To be judged by an Official RDA Judge
11	Walk and trot	
12	Walk and trot	
13	Walk and trot	
Grade II Tests		
21	Walk and trot	To be judged by an Official RDA Judge
22	Walk and trot	
Grade III Tests		
31	Walk, trot and canter	To be judged by an RDA Judge List 1- 5
33	Walk, trot and canter	
34	Walk, trot and canter	
Grade IV Tests		
40	Walk, trot and canter	To be judged by an RDA Judge List 1-4
41	Walk, trot and canter	
42	Walk, trot and canter	

Freestyle Tests

To be judged by an RDA Judge List 1-4

**N.B. RDA Tests are copyright of the RDA.
F.E.I. Para Equestrian tests are copyright of the F.E.I.**

Tests are available in a diagram format at www.dressagediagrams.com

RDA INTRODUCTION TO DRESSAGE TEST A (Walk Only) (With or without leader)

The Scale of the marks is as follows:

10 Excellent	4 Insufficient
9 Very Good	3 Fairly Bad
8 Good	2 Bad
7 Fairly Good	1 Very Bad
6 Satisfactory	0 Not performed
5 Sufficient	

Allow 8 minutes between tests

Arena 20m x 40m

Penalties for Errors of Course

First Error	2 marks
Second Error	4 marks
Third Error	8 marks
Fourth Error	Elimination

THE TEST		MAX. MARKS	DIRECTIVE IDEAS
1	A X	10	The straightness of the entry and on the centre line. The steadiness and immobility of the halt. The move off
2	C E	10	The shape and balance of the turns. The regularity and activity of the walk
3	X	10	The steadiness and immobility of the halt. The willingness and straightness in the move off.
4	B FAK	10	The bend and balance in the turns and corners. The regularity and unhurried activity of the walk.
5	KH	10	Ability to lengthen stride and top line.
6	HC CM	10	The smoothness of the transition. The bend and shape of the corners.
7	B X	10	The accuracy. The immobility, squareness and steadiness in the halt. The straightness and willingness in move off.
8	E A X	10	The balance and bend. The accuracy of the turn, bend and balance. The straightness and immobility.
9		10	The regularity, activity and freedom of the walk. The willingness, obedience and acceptance of the bit. The suppleness.
10		10	The ability to ride to markers and shape turns.
11		10 x 4 0.5 of a mark may be used	The effectiveness, harmony and quietness of the aids.
		140	

To be ridden in a snaffle bridle.

If led, the leader should have minimal influence on the pony or rider. The amount of influence will be reflected in the marks. One mark will be deducted from the movement score on each occasion that the leader is seen to influence the horse/pony. The leader should lead from the inside, changing sides in front of the pony at the halt movement.

RDA INTRODUCTION TO DRESSAGE TEST B (Walk & Trot) (With or without leader)

The Scale of the marks is as follows:

10 Excellent	4 Insufficient
9 Very Good	3 Fairly Bad
8 Good	2 Bad
7 Fairly Good	1 Very Bad
6 Satisfactory	0 Not Performed
5 Sufficient	

Allow 8 minutes between tests

Arena 20m x 40m

Penalties for Errors of Course

First Error	2 marks
Second Error	4 marks
Third Error	8 marks
Fourth Error	Elimination

THE TEST			MAX. MARKS	DIRECTIVE IDEAS
1	A X	Enter in medium walk Halt, salute, proceed in medium walk.	10	The straightness of the entry and on the centre line. The steadiness and immobility of the halt. The move off
2	C CMB B	Track right Medium walk Circle right 10m diameter	10	The shape and balance in the turns. The regularity and unhurried activity of the walk The shape of the circle
3	BFAK	Medium walk	10	The regularity and unhurried activity of the walk
4	KEH H	Working trot Medium walk	10 x 2	The smoothness of the transition The shape and balance of the turn
5	HC C	Medium walk Down centre line	10	The smoothness of the transition. The shape and balance of the turn
6	X	Halt. Immobility 6 seconds Proceed in medium walk	10	The steadiness and immobility of the halt The straightness of the move off
7	A FB B	Track left Medium walk Circle left 10m diameter	10	The shape and balance of the turn The regularity and unhurried activity of the walk. The shape of the circle
8	BMCH	Medium walk	10	The regularity and unhurried activity of the walk
9	HEK K	Working trot Medium walk	10 x 2	The regularity and unhurried activity of the trot.
10	A X	Down centre line Halt. Salute Leave arena in free walk at A	10	The shape and balance in the turn The following straightness The square halt and immobility
11		The paces and way of going of the horse/pony	10	The regularity and unhurried activity of the walk. The regularity and implosion of the trot. Obedience to the aids, suppleness and acceptance of the bit
12		Use of arena and accuracy of movements	10	The ability to ride correct figures and proper use of arena
13		Rider's influence and balance	10 x 4 0.5 of a mark may be used	The effectiveness, harmony and quietness of the aids
			180	

To be ridden in a snaffle bridle.

If led, the leader should have minimal influence on the pony or rider. The amount of influence will be reflected in the marks. One mark will be deducted from the movement score on each occasion that the leader is seen to influence the horse/pony. The leader should lead from the inside, changing sides in front of the pony at the halt movement.

RDA INTRODUCTION TO DRESSAGE TEST C (1997) (Walk & Trot) (To be ridden independently)

The Scale of the marks is as follows:

10 Excellent	4 Insufficient
9 Very Good	3 Fairly Bad
8 Good	2 Bad
7 Fairly Good	1 Very Bad
6 Satisfactory	0 Not Performed
5 Sufficient	

Allow 8 minutes between tests

Arena 20m x 40m

Penalties for Errors of Course

First Error	2 marks
Second Error	4 marks
Third Error	8 marks
Fourth Error	Elimination

THE TEST			MAX. MARKS	DIRECTIVE IDEAS
1	A X C	Enter in medium walk Halt, salute, proceed in medium walk Track left	10	The straightness of the entry The straightness and activity of the walk The smoothness of the turn
2	E B	Turn left Track right	10	The regularity and activity of the walk The shape and balance of the turns
3	K H	Working trot Medium walk	10	The smoothness of the transitions The rhythm and regularity of the trot
4	C	Halt. Immobility 4 seconds Proceed in medium walk	10	The square halt and immobility The smoothness of the transition
5	B E	Turn right Track left	10	The regularity and activity of the walk The shape and balance of the turns
6	F M	Working trot Medium walk	10	The smoothness of the transitions The rhythm and regularity of the trot
7	HXF F	Free walk on a long rein Medium walk	10	The ability to lengthen the outline without losing activity. The smoothness of the transition
8	A X	Down centre line Halt. Salute Leave arena in free walk on a long rein at A	10	The shape and balance in the turn The following straightness The square halt and immobility
9		The paces and way of going of the horse/pony	10	The balance, freedom and regularity The confidence in and obedience to the aids
10		Use of arena and accuracy	10	The ability to ride correct figures and proper use of arena
11		Rider's influence and balance	10 x 4 0.5 of a mark may be used	The effectiveness, harmony and quietness of the aids The control of the horse/pony
			140	

To be ridden in a snaffle bridle.

An 'escort' may command the test, standing at B or E but he/she may not influence the pony or rider in any way, except in an emergency.

RDA INTRODUCTION TO DRESSAGE TEST D (2004) (Walk or Walk & Trot) (With or without leader)

The Scale of the marks is as follows:

10 Excellent	4 Insufficient
9 Very Good	3 Fairly Bad
8 Good	2 Bad
7 Fairly Good	1 Very Bad
6 Satisfactory	0 Not Performed
5 Sufficient	

Allow 8 minutes between tests

Arena 20m x 40m

Penalties for Errors of Course

First Error	2 marks
Second Error	4 marks
Third Error	8 marks
Fourth Error	Elimination

		TEST	Max. Marks
1.	A X	Enter in medium Walk Halt, Salute, proceed in medium walk	10
2.	C HEK K	Track left Free walk Medium walk	10
3.	A AF	Circle left 20m diameter Medium walk	10
4.	FBM MCHE	Trot (<i>or walk, to include a 10m circle at B</i>) Medium walk	10
5.	EX X	Half a 10m circle left Halt, leader changes side	10
6.	XB BFA	Half a 10m circle right Medium walk	
7.	A AK	Circle right 20m diameter Medium walk	10
8.	KEH HCM	Trot (<i>or walk, to include a 10m circle right at E</i>) Medium walk	10
9.	MXK K	Change the rein in free walk Medium walk	10
10.	A	Turn down centre line	10
11.	X	Halt, Salute Leave the arena at free walk	10
12.		Pace(s), Way of going of the horse/pony	10
13		Use of the arena and accuracy of the movements	10
14.		Position and skill of the rider	10 x 4
Total Marks			170

If led, the leader should have minimal influence on the pony or rider. The amount of influence will be reflected in the marks. One mark will be deducted from the movement score on each occasion that the leader is seen to influence the horse/pony. The leader should lead from the inside, changing sides in front of the pony at the halt movement.

RDA INTRODUCTION TO DRESSAGE TEST Ea (2006) (Walk Only) (With or without leader)

The Scale of the marks is as follows:

10 Excellent	4 Insufficient
9 Very Good	3 Fairly Bad
8 Good	2 Bad
7 Fairly Good	1 Very Bad
6 Satisfactory	0 Not Performed
5 Sufficient	

Allow 8 minutes between tests

Arena 20m x 40m

Penalties for Errors of Course

First Error	2 marks
Second Error	4 marks
Third Error	8 marks
Fourth Error	Elimination

		TEST	Max. Marks
1.	A X	Enter in medium walk Halt, immobility, salute. Proceed in medium walk	10
2.	C CH	Track left Medium walk	10
3.	HK	Free walk	10
4.	KAF	Medium walk	10
5.	F	Circle left 10m diameter	10
6	FB B	Medium walk Turn left	10
7	X	Halt, immobility 5 sec.(leader change side) proceed in medium walk	10
8.	E EH	Track right Medium walk	10
9.	H	Circle right 10m diameter	10
10	HCM	Medium Walk	10
11	MF	Free Walk	10
12	F A	Medium Walk Turn down centre line	10
13	X	Halt, immobility, salute Leave the arena at free walk	10
14		The pace and way of going of the horse/pony	10
15		Use of arena and accuracy of movements	10
16		Rider influence and balance (0.5 of a mark may be used)	10 x 4
Total Marks			190

If led, the leader should have minimal influence on the pony or rider. The amount of influence will be reflected in the marks. One mark will be deducted from the movement score on each occasion that the leader is seen to influence the horse/pony. The leader should lead from the inside, changing sides in front of the pony at the halt movement.

RDA INTRODUCTION TO DRESSAGE TEST Eb (2006) (Walk & Trot) (With or without leader)

The Scale of the marks is as follows:

10 Excellent	4 Insufficient
9 Very Good	3 Fairly Bad
8 Good	2 Bad
7 Fairly Good	1 Very Bad
6 Satisfactory	0 Not Performed
5 Sufficient	

Allow 8 minutes between tests

Arena 20m x 40m

Penalties for Errors of Course

First Error	2 marks
Second Error	4 marks
Third Error	8 marks
Fourth Error	Elimination

		TEST	Max. Marks
1.	A X	Enter in medium walk Halt, immobility, salute. Proceed in medium walk	10
2.	C CH	Track left Medium walk	10
3.	HK	Trot	10
4.	KAF	Medium walk	10
5.	F	Circle left 10m diameter	10
6	FB B	Medium walk Turn left	10
7	X	Halt, immobility 5 sec.(leader change side) proceed in medium walk	10
8.	E EH	Track right Medium walk	10
9.	H	Circle right 10m diameter	10
10	HCM	Medium Walk	10
11	MF	Trot	10
12	F A	Medium Walk Turn down centre line	10
13	X	Halt, immobility, salute Leave the arena at free walk	10
14		The pace(s) and way of going of the horse/pony	10
15		Use of arena and accuracy of movements	10
16		Riders influence and balance (0.5 of a mark may be used)	10 x 4
Total Marks			190

If led, the leader should have minimal influence on the pony or rider. The amount of influence will be reflected in the marks. One mark will be deducted from the movement score on each occasion that the leader is seen to influence the horse/pony. The leader should lead from the inside, changing sides in front of the pony at the halt movement.

RDA DRESSAGE
GRADE Ia TEST 1 (2010) (Walk Only)

The Scale of the marks is as follows:

10 Excellent	4 Insufficient
9 Very Good	3 Fairly Bad
8 Good	2 Bad
7 Fairly Good	1 Very Bad
6 Satisfactory	0 Not Performed
5 Sufficient	

Allow 8 minutes between tests

Arena 20m x 40m

Penalties for Errors of Course

First Error	2 marks
Second Error	4 marks
Third Error	8 marks
Fourth Error	Elimination

		TEST	Max. Marks
1.	A X	Enter in medium walk Halt, immobility, salute. Proceed in medium walk	10
2.	C HE E	Track left. Medium walk Turn left.	10
3.	XB B BFA	Medium walk. Track right. Medium walk.	10
4.	A	Halt. Immobility 4-6 seconds Proceed in medium walk	10
5.	AK KXM MC	Medium walk. Free walk. Medium walk	10 x 2
6.	C	Circle left 10m diameter.	10
7.	CX	Half circle left 20m diameter to X.	10
8.	XA	Half circle right 20 m diameter to A.	10
9.	A	10m circle right.	10
10.	AK K F	Medium walk. Turn right. Track left.	10
11	B X	Turn left. Turn right up centre line. towards G.	10
12	G	Halt immobility salute. Leave the arena in free walk at A	10

Collective Marks

1.	Pace (freedom and regularity)	10
2.	Activity (desire to move forward, suppleness, elasticity of steps, engagement of hindquarters)	10 x 2
3.	Submission (attention and confidence, ease of movements, acceptance of bridle)	10 x 2
4.	Equestrian feel and skill Accuracy	10 x 2
Total Marks		200

RDA DRESSAGE
GRADE Ia TEST 2 (2010) (Walk Only)

The Scale of the marks is as follows:

10 Excellent	4 Insufficient
9 Very Good	3 Fairly Bad
8 Good	2 Bad
7 Fairly Good	1 Very Bad
6 Satisfactory	0 Not Performed
5 Sufficient	

Allow 8 minutes between tests

Arena 20m x 40m

Penalties for Errors of Course

First Error	2 marks
Second Error	4 marks
Third Error	8 marks
Fourth Error	Elimination

		TEST	Max. Marks
1.	A X	Enter in medium walk Halt, immobility, salute. Proceed in medium walk	10
2.	C HXK	Track left towards H. 10m loop passing through X	10
3.	KA A AFB B	Medium walk. 10m circle left. Medium walk. Turn left.	10
4.	X	Halt 4-6 seconds immobility. Proceed in medium walk.	10
5.	E HC C CM	Track right. Medium walk. 10m circle right. Medium walk.	10
6.	MXF	10m loop passing through X.	10
7.	FAK	Medium walk.	10
8.	KXM	Free walk.	10 x 2
9.	MC C	Medium walk. Half 8m circle left, followed by 8m circle right, followed by 8 m half circle left.	10
10.	CHE E X	Medium walk. Turn left. Turn left	10
11	G	Halt. Immobility. Salute Leave the arena in free walk at A	10

Collective Marks

1.	Pace (freedom and regularity)	10
2.	Activity (desire to move forward, suppleness, elasticity of steps, engagement of hindquarters)	10 x 2
3.	Submission (attention and confidence, ease of movements, acceptance of bridle)	10 x 2
4.	Equestrian feel and skill Accuracy	10 x 2
Total Marks		190

RDA DRESSAGE
GRADE Ia TEST 4 (2010) (Walk Only)

The Scale of the marks is as follows:

10 Excellent	4 Insufficient
9 Very Good	3 Fairly Bad
8 Good	2 Bad
7 Fairly Good	1 Very Bad
6 Satisfactory	0 Not Performed
5 Sufficient	

Allow 8 minutes between tests

Arena 20m x 40m

Penalties for Errors of Course

First Error	2 marks
Second Error	4 marks
Third Error	8 marks
Fourth Error	Elimination

		TEST	Max. Marks
1.	A X	Enter in medium walk Halt, immobility, salute. Proceed in medium walk	10
2.	C MB BE	Track right towards M. Medium walk. Half 20m circle right in medium walk.	10
3.	EH HG	Medium walk Half 10m circle right returning diagonally to the track at E	10
4.	EX XB	Half 10m circle left. Half 10m circle right.	10
5.	BK K	Change rein in free walk. Transition to medium walk.	10 x 2
6.	A	Halt 5 seconds. Proceed in medium walk	10
7.	AFB BE	Medium walk Half 20m circle left.	10
8.	EK KD	Medium walk. Half 10 m circle left returning diagonally to the track at E.	10
9.	EX XB	Half 10m circle right Half 10m circle left	10
10.	BH	Change rein in free walk. Transition to medium walk.	10 x 2
11.	HCM MG	Medium walk. Half 10m circle right.	10
12.	G	Halt. Immobility. Salute. Leave the arena in a free walk at A	10

Collective Marks

1.	Pace (freedom and regularity)	10
2.	Activity (desire to move forward, suppleness, elasticity of steps, engagement of hindquarters)	10 x 2
3.	Submission (attention and confidence, ease of movements, acceptance of bridle)	10 x 2
4.	Equestrian feel and skill Accuracy	10 x 2
Total Marks		210

FEI PARA EQUESTRIAN Grade Ib Test 10 (2006) (Walk & Trot)

The Scale of the marks is as follows:

10 Excellent	4 Insufficient
9 Very Good	3 Fairly Bad
8 Good	2 Bad
7 Fairly Good	1 Very Bad
6 Satisfactory	0 Not Performed
5 Sufficient	

Allow 8 minutes between tests

Arena 20m x 40m

Penalties for Errors of Course

First Error	2 marks
Second Error	4 marks
Third Error	8 marks
Fourth Error	Elimination

		TEST	Max. Marks
1.	A X	Enter in medium walk Halt, immobility, salute. Proceed in medium walk	10
2.	C MFA	Track right Working trot	10
3.	AKE E	Medium walk Turn right	10
4.	X	Halt, immobility 5 sec, Proceed in medium walk	10
5.	B MCH	Track left Medium walk	10
6.	HKA	Working trot	10
7.	AFB B	Medium walk Turn left	10
8.	E HCM	Track right Medium walk	10
9.	MXK	Change rein in free walk	10
10.	K A	Medium walk Down centre line	10
11.	X	Halt, immobility, salute Leave the arena in free walk at A	10

Collective Marks

1.	Paces (freedom and regularity)	10
2.	Impulsion (desire to move forward, suppleness, elasticity of steps, engagement of hindquarters)	10
3.	Submission (attention and obedience, lightness and ease of movements, acceptance of the bridle)	10 x 2
4.	Equestrian feel and skill of the rider. Accuracy	10 x 2
Total Marks		170

RDA DRESSAGE GRADE Ib TEST 11 (2010) (Walk & Trot)

The Scale of the marks is as follows:

10 Excellent	4 Insufficient
9 Very Good	3 Fairly Bad
8 Good	2 Bad
7 Fairly Good	1 Very Bad
6 Satisfactory	0 Not Performed
5 Sufficient	

Allow 8 minutes between tests

Arena 20m x 40m

Penalties for Errors of Course

First Error	2 marks
Second Error	4 marks
Third Error	8 marks
Fourth Error	Elimination

		TEST	Max. Marks
1.	A X C	Enter in medium walk Halt, immobility, salute. Proceed in medium walk. Track left (towards H)	10
2.	HEK	Working trot.	10
3.	KA AX XC	Medium walk. One loop 5m away from centre line on the left rein. One loop 5m away from the centre line on the right rein. (Finishing at C on the right rein.)	10
4.	MBF	Working trot.	10
5.	FAK KXM MC	Medium walk. Change rein in free walk. Medium walk	10 x 2
6.	C	Halt. Immobility 4-6 seconds. Proceed in medium walk.	10
7.	HG	Half 10m circle left	10
8.	GM MB	Half 10m circle right. Medium walk.	10
9.	BE EHCM	Half 20m circle right with a transition to working trot over the centre line. Working trot.	10
10.	ME	Change rein with a transition to medium walk over the centre line.	10
11	EB BMCH	Half 20m circle left with a transition to working trot over the centre line. Working trot.	10
12	HE	Medium walk.	10
13	EX XG	Half 10m circle left. Down centre line.	10
14	G	Halt. Immobility. Salute. Leave the arena in free walk at A	10

Collective Marks

1.	Paces (freedom and regularity)	10
2.	Activity and Impulsion(desire to move forward, suppleness, elasticity of steps, engagement of hindquarters)	10 x 2
3.	Submission (attention and confidence, ease of movements, acceptance of bridle)	10 x 2
4.	Equestrian feel and skill Accuracy	10 x 2
Total Marks		220

RDA DRESSAGE
GRADE Ib TEST 12 (2010) (Walk & Trot)

The Scale of the marks is as follows:

10 Excellent	4 Insufficient
9 Very Good	3 Fairly Bad
8 Good	2 Bad
7 Fairly Good	1 Very Bad
6 Satisfactory	0 Not Performed
5 Sufficient	

Allow 8 minutes between tests

Arena 20m x 40m

Penalties for Errors of Course

First Error	2 marks
Second Error	4 marks
Third Error	8 marks
Fourth Error	Elimination

		TEST	Max. Marks
1.	A X	Enter in working trot. Halt. Salute. Proceed in medium walk.	10
2.	C Between M and B	Track right. Transition to working trot.	10
3.	B BF	20m circle right in working trot. Working trot.	10
4.	F A AK	Medium walk. 10m circle right. Medium walk.	10
5.	KXM	Change rein at free walk.	10 x 2
6.	MC C	Medium walk. 10m circle left.	10
7.	CH Between H and E	Medium walk. Transition to working trot.	10
8.	E EK	20m circle in working trot. Working trot.	10
9.	KA AX	Medium walk. Half 20m circle left in medium walk.	10
10.	XC CM	Half 20m circle right in medium walk. Medium walk.	10
11.	MXK	Change rein at free walk.	10 x 2
12.	KA A X	Medium walk. Up centre line. Halt. Immobility. Salute. Leave the arena in free walk at A	10

Collective Marks

1.	Paces (freedom and regularity)	10
2.	Activity and Impulsion(desire to move forward, suppleness, elasticity of steps, engagement of hindquarters)	10 x 2
3.	Submission (attention and confidence, ease of movements, acceptance of bridle)	10 x 2
4.	Equestrian feel and skill Accuracy	10 x 2
Total Marks		210

**FEI PARA EQUESTRIAN
GRADE Ib TEST 13 (2002) (Walk & Trot)**

The Scale of the marks is as follows:

10 Excellent	4 Insufficient
9 Very Good	3 Fairly Bad
8 Good	2 Bad
7 Fairly Good	1 Very Bad
6 Satisfactory	0 Not Performed
5 Sufficient	

Allow 8 minutes between tests

Arena 20m x 40m

Penalties for Errors of Course

First Error	2 marks
Second Error	4 marks
Third Error	8 marks
Fourth Error	Elimination

		TEST	Max. Marks
1.	A X	Enter in working trot Halt, immobility, salute. Proceed in medium walk	10
2.	C M B	Track right Working trot Turn right	10
3.	E KA	Track left Working trot	10
4.	AF FEM MCH	Medium walk Medium walk (two short diagonals) Medium walk	10
5.	HE E	Working trot Turn left	10
6.	B BFAK	Track right Working trot	10
7.	KXM XMCH	Change rein and at X medium walk Medium walk	10
8.	HXF FAK	Change rein in free walk Medium walk	10
9.	KXM XM	Change rein and at X working trot Working trot	10
10.	MCHEK	Working trot (around the arena)	10
11.	K A	Medium walk Down centre line	10
12.	X	Halt, immobility, salute Leave the arena in free walk at A	10

Collective Marks

1.	Paces (freedom and regularity)	10
2.	Impulsion (desire to move forward, suppleness, elasticity of steps, engagement of hindquarters)	10
3.	Submission (attention and obedience, lightness and ease of movements, acceptance of the bridle)	10 x 2
4.	Equestrian feel and skill of the rider. Accuracy	10 x 2
Total Marks		180

RDA DRESSAGE
GRADE II TEST 21 (2010) (Walk & Trot)

The Scale of the marks is as follows:

10 Excellent	4 Insufficient
9 Very Good	3 Fairly Bad
8 Good	2 Bad
7 Fairly Good	1 Very Bad
6 Satisfactory	0 Not Performed
5 Sufficient	

Allow 8 minutes between tests

Arena 20m x 40m

Penalties for Errors of Course

First Error	2 marks
Second Error	4 marks
Third Error	8 marks
Fourth Error	Elimination

		TEST	Max. Marks
1.	A X	Enter at working trot. Halt. Salute. Proceed in working trot.	10
2.	C MBFA	Track right. Working trot.	10
3.	AC	Serpentine three loops, each loop going to the side of the arena, finishing at C on the right rein.	10
4.	CM MXK K	Working trot. Change rein showing at least 3-5 medium trot steps. Working trot.	10
5.	A F FB	Transition to medium walk. 8m circle left Medium walk.	10
6.	BH	Change the rein in free walk.	10
7.	HC C	Medium walk. Halt 4-6 seconds. Proceed in medium walk.	10
8.	MXK	Change rein in free walk.	10 x 2
9.	K A	Medium walk and before A transition to working trot.	10
10.	AC	Serpentine three loops each loop going to the side of the arena, finishing at C on the left rein.	10
11	CH HXF FA	Working trot. Change rein showing at least 3-5 medium trot steps. Working trot	10
12	A K	Medium walk. 8m circle right.	10
13	KX XG G	On the diagonal. Up centre line. Halt. Immobility. Salute. Leave the arena in free walk at A	10

Collective Marks

1.	Paces (freedom and regularity)	10
2.	Activity and Impulsion(desire to move forward, suppleness, elasticity of steps, engagement of hindquarters)	10 x 2
3.	Submission (attention and confidence, ease of movements, acceptance of bridle)	10 x 2
4.	Equestrian feel and skill Accuracy	10 x 2
Total Marks		210

RDA DRESSAGE
GRADE II TEST 22 (2010) (Walk & Trot)

The Scale of the marks is as follows:

10 Excellent	4 Insufficient
9 Very Good	3 Fairly Bad
8 Good	2 Bad
7 Fairly Good	1 Very Bad
6 Satisfactory	0 Not Performed
5 Sufficient	

Allow 8 minutes between tests

Arena 20m x 40m

Penalties for Errors of Course

First Error	2 marks
Second Error	4 marks
Third Error	8 marks
Fourth Error	Elimination

		TEST	Max. Marks
1.	A X	Enter at working trot. Halt. Salute. Proceed in working trot.	10
2.	C BE	Track right. Half 20m circle in working trot.	10
3.	EH H	Working trot. Half 10m circle to G, returning diagonally to the track at K.	10
4.	A FBM M	Medium walk. Free walk. Medium walk.	10 x 2
5.	CHE EB	Working trot. Half 20m circle in working trot.	10
6.	BM M	Working trot. Half 10m circle to G, returning diagonally to the track at F.	10
7.	A AKE E	Transition to medium walk. Medium walk. Turn right	10
8.	X	10m circle right. On returning to	10
9.	X	10m circle left.	10
10	XB B M MCH	Medium walk. Track left. Transition to working trot. Working trot.	10
11	HXF	Change rein showing 5-7 steps of Medium trot.	10
12	F A	Working trot. Up centre line.	10
13	X	Halt. Immobility. Salute. Leave the arena in free walk at A	10

Collective Marks

1.	Paces (freedom and regularity)	10
2.	Activity and Impulsion(desire to move forward, suppleness, elasticity of steps, engagement of hindquarters)	10 x 2
3.	Submission (attention and confidence, ease of movements, acceptance of bridle)	10 x 2
4.	Equestrian feel and skill Accuracy	10 x 2
Total Marks		210

RDA DRESSAGE
GRADE III TEST 31 (2010) (Walk, Trot & Canter)

The Scale of the marks is as follows:

10 Excellent	4 Insufficient
9 Very Good	3 Fairly Bad
8 Good	2 Bad
7 Fairly Good	1 Very Bad
6 Satisfactory	0 Not Performed
5 Sufficient	

Allow 8 minutes between tests

Arena 20m x 40m

Penalties for Errors of Course

First Error	2 marks
Second Error	4 marks
Third Error	8 marks
Fourth Error	Elimination

		TEST	Max. Marks
1.	A X C	Enter at working trot Halt, immobility, salute. Proceed in working trot. Track left.	10
2.	HE E EKA	Working Trot 20 m circle Working trot.	10
3.	A	Commence 20m circle and before X working canter on the circle.	10
4.	AFBM	Working canter	10
5.	MCH	Working trot.	10
6.	HE E (X) B	Medium walk. Turn left. (Halt 4-6 seconds immobility.) Proceed in medium walk Track right.	10
7.	(X)	The halt. The immobility.	10
8.	FAKE E EHC	Working trot 20m circle. Working Trot.	10
9.	C	Commence 20m circle and before X working canter on the circle.	10
10.	CMBF	Working canter	10
11.	F FAK	Transition to working trot. Working trot.	10
12.	KXM	Change rein showing at least 6 steps of medium trot.	10
13.	M CH	Working trot. Medium walk.	10
14.	HXF	Change rein in free walk.	10 x 2
15.	FA A D	Medium walk. Down centre line. Working trot.	10
16.	G	Halt. Immobility. Salute. Leave the arena in free walk at A	10

Collective Marks

1.	Paces (freedom, regularity)	10
2.	Impulsion (desire to move forward, suppleness, elasticity of steps, engagement of hindquarters)	10 x 2
3.	Submission (attention and obedience, lightness and ease of movements, acceptance of the bridle)	10 x 2
4.	Equestrian feel and skill of rider. Accuracy	10 x 2
Total Marks		240

RDA DRESSAGE
GRADE III TEST 33 (2010) (Walk, Trot & Canter)

The Scale of the marks is as follows:

10 Excellent	4 Insufficient
9 Very Good	3 Fairly Bad
8 Good	2 Bad
7 Fairly Good	1 Very Bad
6 Satisfactory	0 Not Performed
5 Sufficient	

Allow 8 minutes between tests

Arena 20m x 40m

Penalties for Errors of Course

First Error	2 marks
Second Error	4 marks
Third Error	8 marks
Fourth Error	Elimination

		TEST	Max. Marks
1.	A X	Enter in working trot Halt, immobility, salute. Proceed in working trot	10
2.	C E B BFAK	Track left. Turn left. Track right. Working trot.	10
3.	KXM	Change rein in medium trot.	10
4.	M C X	Working trot. Down centre line. 10m circle left.	10
5.	X XD	10m circle right. Continue down centre line.	10
6.	D A AX	Medium walk. Turn left and immediately Half 20m circle left in medium walk.	10
7.	XC CM	Half 20m circle right in free walk. Medium walk	10 x 2
8.	MB B	Working trot. Commence 20m circle in working trot	10
9. On reaching	E BFAK	Transition to working canter right and continue on circle to B Working canter.	10
10.	KEH H	Medium canter. Working canter	10
11.	C CMB B	Transition to working trot. Working trot. Turn right.	10
12.	X E	Halt. Rein back 3-5 steps. Proceed in working trot. Track left.	10
13.	A X AF	Commence 20m circle left in working trot. Transition to working canter and continue on circle to A. Working canter.	10
14.	FBM M	Medium canter. Working canter.	10
15.	C HXF F	Transition to working trot. Change rein in medium trot. Working trot.	10
16.	A X	Up centre line. Medium walk.	10
17.	G	Halt. Immobility. Salute. Leave the arena in free walk at A	10

Collective Marks

1.	Paces (freedom, regularity)	10
2.	Impulsion (desire to move forward, suppleness, elasticity of steps, engagement of hindquarters)	10 x 2
3.	Submission (attention and obedience, lightness and ease of movements, acceptance of the bridle)	10 x 2
4.	Equestrian feel and skill of rider. Accuracy	10 x 2
Total Marks		250

RDA DRESSAGE GRADE III TEST 34 (2010) (Walk, Trot & Canter)

The Scale of the marks is as follows:

10 Excellent	4 Insufficient
9 Very Good	3 Fairly Bad
8 Good	2 Bad
7 Fairly Good	1 Very Bad
6 Satisfactory	0 Not Performed
5 Sufficient	

Allow 8 minutes between tests

Arena 20m x 40m

Penalties for Errors of Course

First Error	2 marks
Second Error	4 marks
Third Error	8 marks
Fourth Error	Elimination

		TEST	Max. Marks
1.	A X C	Enter working trot Halt, immobility, salute Proceed working trot Track right	10
2.	MF	10m loop through X	10
3.	A AK	10m circle. Working trot.	10
4.	KXM	Change rein in medium trot.	10
5.	MCH HK	Working trot. 10m loop through X.	10
6.	A AF	10m circle. Working trot.	10
7.	FXH H	Change rein in medium trot. Working trot.	10
8.	C CM	Halt. Rein back 4 steps. Proceed in medium walk. Medium walk.	10
9.	MXK Before K	Change rein in free walk. Medium walk.	10 x 2
10.	KA AF	Working trot. Working canter left.	10
11.	FBM	Medium canter.	10
12.	MC C CH	Working canter. 15m circle left in working canter. Working canter.	10
13.	HXF	Change rein with a change of leg through trot over X.	10
14.	A AK	15m circle right in working canter Working canter.	10
15.	KEH H	Medium canter. Working canter.	10
16.	CMB B X	Working trot. Turn right. Turn right.	10
17.	G	Halt. Immobility. Salute. Leave the arena in free walk at A	10

Collective Marks

1.	Paces (freedom, regularity)	10
2.	Impulsion (desire to move forward, suppleness, elasticity of steps, engagement of hindquarters)	10 x 2
3.	Submission (attention and obedience, lightness and ease of movements, acceptance of the bridle)	10 x 2
4.	Equestrian feel and skill of rider. Accuracy	10 x 2
Total Marks		250

RDA DRESSAGE

GRADE IV TEST 40 (2010) (Walk, Trot & Canter)

The Scale of the marks is as follows:

10 Excellent	4 Insufficient
9 Very Good	3 Fairly Bad
8 Good	2 Bad
7 Fairly Good	1 Very Bad
6 Satisfactory	0 Not Performed
5 Sufficient	

Allow 8 minutes between tests

Arena 20m x 40m

Penalties for Errors of Course

First Error	2 marks
Second Error	4 marks
Third Error	8 marks
Fourth Error	Elimination

		TEST	Max. Marks
1.	A X C	Enter in working trot Halt, immobility, salute. Proceed in working trot Track left	10
2.	HE EX	Working trot Half 10m circle left	10
3.	XB BFA	Half 10m circle right Working trot	10
4.	A AK	Halt. Rein back 3-5 steps Proceed in working trot	10
5.	KXM MCH	Change rein at medium trot Working trot	10
6.		The transitions at K and M	10
7.	H HE	Working canter left Working canter	10
8.	E EKAF	15m circle left Working canter	10
9.	FBM MC	Medium canter Working canter	10
10.		The transitions at F and M	10
11.	C CH	Medium walk (transition can be progressive) Medium walk	10
12.	HBF Just before F	Extended walk Medium walk	10 x 2
13.	Between F and A K	Working trot Working canter right	10
14.	E EHCM	15m circle right Working canter	10
15.	MBF FA	Medium canter Working canter	10
16.		The transitions at m and F	10
17.	A	Medium walk (transition can be progressive)	10
18.	KX XG	Medium walk Medium walk	10
19.	X	Halt, immobility, salute Leave arena in free walk at A	10

Collective Marks

1.	Paces (freedom, regularity)	10 x 2
2.	Impulsion (desire to move forward, suppleness, elasticity of steps, engagement of hindquarters)	10 x 2
3.	Submission (attention and obedience, lightness and ease of movements, acceptance of the bridle)	10 x 2
4.	Equestrian feel and skill of rider. Accuracy	10 x 2
Total Marks		280

RDA DRESSAGE

GRADE IV TEST 41 (2010) (Walk, Trot & Canter)

The Scale of the marks is as follows:

10 Excellent	4 Insufficient
9 Very Good	3 Fairly Bad
8 Good	2 Bad
7 Fairly Good	1 Very Bad
6 Satisfactory	0 Not Performed
5 Sufficient	

Allow 8 minutes between tests

Arena 20m x 40m

Penalties for Errors of Course

First Error	2 marks
Second Error	4 marks
Third Error	8 marks
Fourth Error	Elimination

		TEST	Max. Marks
1.	A X C	Enter in collected trot Halt, immobility, salute. Proceed in collected trot Track right	10
2.	MB	Shoulder in right	10
3.	BX XE	Half circle right 10m diameter Half circle left 10m diameter	10
4.	EK KAF	Shoulder in left Collected trot	10
5.	FM MCH	Medium trot Collected trot	10
6.		The transitions at F and M	10
7.	H	Medium walk, before E collect the walk and half pirouette left	10
8.	HCM	Collected trot	10
9.	M	Medium walk, before B collect the walk and half pirouette right	10
10.	MCHXF F	Extended walk Medium walk	10 x 2
11.	A K	Collected trot Collected canter right	10
12.	E EHC	Circle right 10m diameter Collected canter	10
13.	C CM	Circle right 20m diameter in medium canter Collected canter	10
14.	MX XKAF	Change rein with transition to collected trot at X Collected trot	10
15.	F	Collected canter left	10
16.	B BMC	Circle left 10m diameter Collected canter	10
17.	C CH	Circle left 20m diameter in medium canter Collected canter	10
18.	HX XFA	Change rein with transition to collected trot at X Collected trot	10
19.	A	Down centre line	10
20.	G	Halt, immobility, salute Leave the arena in free walk at A	10

Collective Marks

1.	Paces (freedom, regularity)	10 x 2
2.	Impulsion (desire to move forward, suppleness, elasticity of steps, engagement of hindquarters)	10 x 2
3.	Submission (attention and obedience, lightness and ease of movements, acceptance of the bridle)	10 x 2
4.	Equestrian feel and skill of rider. Accuracy	10 x 2
Total Marks		290

RDA DRESSAGE
GRADE IV TEST 42 (2010) (Walk, Trot & Canter)

The Scale of the marks is as follows:

10 Excellent	4 Insufficient
9 Very Good	3 Fairly Bad
8 Good	2 Bad
7 Fairly Good	1 Very Bad
6 Satisfactory	0 Not Performed
5 Sufficient	

Allow 8 minutes between tests

Arena 20m x 40m

Penalties for Errors of Course

First Error	2 marks
Second Error	4 marks
Third Error	8 marks
Fourth Error	Elimination

		TEST	Max. Marks
1.	A X C	Enter in collected trot Halt, immobility, salute. Proceed in collected trot Track left	10
2.	HE E EKA	Collected trot Circle left 10m diameter Collected trot	10
3.	A D	Down centre line Leg yield to the left finishing between E and H	10
4.	HCMB B BFA	Collected trot Circle right 10m diameter Collected trot	10
5.	A DM MCH	Down centre line Leg yield to the right finishing between B and M Collected trot	10
6.	HXF FA	Change rein in medium trot Collected trot	10
7.		The transitions at H and F	10
8.	AKE	Medium walk	10
9.	EB	Half circle right 20m diameter in extended walk	10 x 2
10.	BFA A	Medium walk Collected canter right	10
11.	K (EBE) H	Medium canter with a circle right 20m diameter at E	10
12.	H C CMB	Collected canter Circle right 10m diameter Collected canter	10
13.	B over X XE	Half circle right 10m diameter Simple change Half circle left 10m diameter	10
14.	EKA A AF	Collected canter Circle left 10m diameter Collected canter	10
15.	F (BEB) M	Medium canter with a circle left 20m diameter at B	10
16.	MCHE E over X XB	Collected canter Half circle left 10m diameter Simple change Half circle right 10m diameter	10
17.	BF F	Collected canter Collected trot	10
18.	A	Halt, rein back one horses' length. Proceed in collected trot	10
19.	KX XG	Collected trot Down centre line	10
20.	G	Halt, immobility, salute. Leave the arena in free walk at A	10

Collective Marks

1.	Paces (freedom, regularity)	10 x 2
2.	Impulsion (desire to move forward, suppleness, elasticity of steps, engagement of hindquarters)	10 x 2
3.	Submission (attention and obedience, lightness and ease of movements, acceptance of the bridle)	10 x 2
4.	Equestrian feel and skill of rider. Accuracy	10 x 2
Total Marks		290

**FEI PARA EQUESTRIAN
GRADE Ia FREESTYLE TO MUSIC (2006)**

The Scale of the marks is as follows:

10 Excellent	4 Insufficient
9 Very Good	3 Fairly Bad
8 Good	2 Bad
7 Fairly Good	1 Very Bad
6 Satisfactory	0 Not Performed
5 Sufficient	

Allow 9 minutes between tests
Time of test 4 – 4mins 30 secs

Arena 20m x 40m

Penalties for Errors of Course

First Error	2 marks
Second Error	4 marks
Third Error	8 marks
Fourth Error	Elimination

N.B. More difficult walk and trot movements (e.g. Shoulder-in, half pass) are allowed. How they are performed will be taken into consideration. Piaffe, passage and canter are not allowed. Riders intentionally performing such movements will have 8 marks deducted each time and the choreography mark will be 5 or less.

COMPULSORY MOVEMENTS		Max. Marks
1.	Halt at the beginning of the test on the centre line.	10
2.	Medium walk on right rein to include a circle 10m diameter.	10
3.	Medium walk on left rein to include a circle 10m diameter	10
4.	Free walk, minimum 20 consecutive metres.	10
5.	Medium walk circle left 8m diameter	10
6.	Medium walk circle right 8m diameter	10
7.	Serpentine 2 or 3 equal, consecutive loops each loop to go 5m each side of centre line in walk.	10
8.	Halt at the end of the test on centre line	10
9.	Transitions within and/or between paces	10
Total for technical execution		90
1.	Rhythm, energy and suppleness	10
2.	Harmony between rider and horse	10 x 2
3.	Choreography. Use of arena. Inventiveness.	10 x 2
4.	Degree of difficulty	10 x 2
5.	Music and interpretation of the music	10 x 2
Total marks for artistic presentation		90

TECHNICAL MARKS

For each disallowed movement performed deduct 8 marks from the artistic mark.

Penalties if less than 4 mins. or more than 4mins 30 secs deduct 2 marks from the total of the artistic presentation.

**FEI PARA EQUESTRIAN
GRADE Ib FREESTYLE TO MUSIC (2006)**

The Scale of the marks is as follows:

10 Excellent	4 Insufficient
9 Very Good	3 Fairly Bad
8 Good	2 Bad
7 Fairly Good	1 Very Bad
6 Satisfactory	0 Not Performed
5 Sufficient	

Allow 9 minutes between tests
Time of test 4 – 4mins 30 secs

Arena 20m x 40m

Penalties for Errors of Course

First Error	2 marks
Second Error	4 marks
Third Error	8 marks
Fourth Error	Elimination

N.B. More difficult walk and trot movements (e.g. Shoulder-in, half pass) are allowed. How they are performed will be taken into consideration. Piaffe, passage and canter are not allowed. Riders intentionally performing such movements will have 8 marks deducted each time and the choreography mark will be 5 or less.

COMPULSORY MOVEMENTS		Max. Marks
1.	Halt at the beginning of the test on the centre line	10
2.	Medium walk on right rein to include a circle 10m diameter	10
3.	Medium walk on left rein to include a circle 10m diameter	10
4.	Free walk, minimum 20 consecutive metres	10
5.	Working trot left including a left circle 20m in diameter	10
6.	Working trot right including a right circle 20m diameter	10
7.	Serpentine 2 or 3 equal, consecutive loops each loop to go 5m each side of centre line in working trot.	10
8.	Halt at the end of the test on centre line.	10
9.	Transitions between paces	10
Total for technical execution		90

Total for technical execution divided by 9	10
Total for artistic presentation less penalties divided by 9	10
FINAL SCORE	20

TECHNICAL MARKS

For each disallowed movement performed deduct 8 marks from the artistic mark.

Penalties if less than 4 mins. or more than 4mins 30 secs deduct 2 marks from the total of the artistic presentation.

If two or more competitors have the same final score, the ones with the higher marks for artistic presentation will be the higher placed competitors. If the artistic presentation marks are also the same there will be a tie.

FEI PARA EQUESTRIAN GRADE II FREESTYLE TO MUSIC (2002)

The Scale of the marks is as follows:

10 Excellent	4 Insufficient
9 Very Good	3 Fairly Bad
8 Good	2 Bad
7 Fairly Good	1 Very Bad
6 Satisfactory	0 Not Performed
5 Sufficient	

Allow 9 minutes between tests
Time of test 4 – 4mins 30 secs

Arena 20m x 40m

Penalties for Errors of Course

First Error	2 marks
Second Error	4 marks
Third Error	8 marks
Fourth Error	Elimination

N.B. Piaffe and passage are not allowed. In canter, lateral movements, sequence changes, half and full pirouettes are not allowed. Riders intentionally performing these movements will be eliminated.

TECHNICAL MARKS

	COMPULSORY MOVEMENTS	Max. Marks
1.	Halt at beginning and end of the test on centre line	10
2.	Medium walk on left rein to include a 10m diameter circle left	10
3.	Medium walk on right rein to include a 10m diameter circle right	10
4.	Free walk, minimum 20 consecutive metres	10
5.	Working trot left including a circle left 20m and/or 10m diameter	10
6.	Working trot right including a circle right 20m and/or 10m diameter	10
7.	Three or four equal loops serpentine in working trot to the long sides of the arena, starting at A or C and finishing at C or A	10
8.	Show at least 3 consecutive medium trot strides.	10
9.	Transitions within and between paces	10
Total for technical execution		90

ARTISTIC MARKS

1.	Rhythm, energy and suppleness	10
2.	Harmony between rider and horse	10 x 2
3.	Choreography. Use of arena. Inventiveness. Degree of difficulty	10 x 3
4.	Interpretation of music	10 x 3
Total marks for artistic presentation		90

Half marks may be used for all the artistic marks. If less than 4 mins. or more than 4mins 30 secs deduct 2 marks from the total of the artistic presentation.

Total for technical execution Divided by 9	10
Total for artistic presentation Divided by 9	10
FINAL SCORE	20

If two or more competitors have the same final score, the ones with the higher marks for artistic presentation will be the higher placed competitors.

If the artistic presentation marks are also the same there will be a tie.

FEI PARA EQUESTRIAN GRADE III FREESTYLE TO MUSIC (2002)

The Scale of the marks is as follows:

10 Excellent	4 Insufficient
9 Very Good	3 Fairly Bad
8 Good	2 Bad
7 Fairly Good	1 Very Bad
6 Satisfactory	0 Not Performed
5 Sufficient	

Allow 9 minutes between tests
Time of test 4 – 4mins 30 secs

Arena 20m x 40m

Penalties for Errors of Course

First Error	2 marks
Second Error	4 marks
Third Error	8 marks
Fourth Error	Elimination

N.B. More difficult movements are allowed. However, piaffe, passage, half or full canter pirouettes or sequence changes are not allowed. Riders intentionally performing such movements will be eliminated.

TECHNICAL MARKS

	COMPULSORY MOVEMENTS	Max. Marks
1.	Halt at beginning and end of the test on centre line	10
2.	Medium walk minimum 20 metres	10
3.	Free walk, minimum 20 consecutive metres	10
4.	Working trot left including circle left 10m diameter	10
5.	Working trot right including a circle right 10m diameter	10
6.	Show at least 3 consecutive medium trot strides	10
7.	Working canter left including a circle left 20m diameter	10
8.	Working canter right including a circle right 20m diameter	10
9.	Transitions within and between paces	10
Total for technical execution		90

ARTISTIC MARKS

1.	Rhythm, energy and suppleness	10
2.	Harmony between rider and horse	10 x 2
3.	Choreography. Use of arena. Inventiveness. Degree of difficulty	10 x 3
4.	Interpretation of music	10 x 3
Total marks for artistic presentation		90

Half marks may be used for all the artistic marks. If less than 4 mins. or more than 4mins 30 secs deduct 2 marks from the total of the artistic presentation.

Total for technical execution divided by 9	10
Total for artistic presentation divided by 9	10
FINAL SCORE	20

If two or more competitors have the same final score, the ones with the higher marks for artistic presentation will be the higher placed competitors.

If the artistic presentation marks are also the same there will be a tie.

FEI PARA EQUESTRIAN GRADE IV FREESTYLE TO MUSIC (2002)

The Scale of the marks is as follows:

10 Excellent	4 Insufficient
9 Very Good	3 Fairly Bad
8 Good	2 Bad
7 Fairly Good	1 Very Bad
6 Satisfactory	0 Not Performed
5 Sufficient	

Allow 9 minutes between tests
Time of test 4 – 4mins 30 secs

Arena 20m x 40m

Penalties for Errors of Course

First Error	2 marks
Second Error	4 marks
Third Error	8 marks
Fourth Error	Elimination

N.B. More difficult movements are allowed. However, piaffe, passage, full canter pirouettes or sequence changes in every second or every stride are not allowed. Riders intentionally performing such movements will be eliminated.

TECHNICAL MARKS

	COMPULSORY MOVEMENTS	Max. Marks
1.	Halt at beginning and end of the test on centre line	10
2.	Medium walk minimum 20 meters	10
3.	Extended walk, minimum 20 consecutive metres	10
4.	Working trot and /or collected trot	10
5.	Shoulder in left in trot	10
6.	Shoulder in right in trot	10
7.	Medium trot including transitions	10
8.	Working and/or collected canter left including a circle left 10m diameter	10
9.	Working and/or collected canter right including a circle right 10m diameter	10
10.	Medium canter including transitions	10
11.	Transitions between paces	10
Total for technical execution		110

ARTISTIC MARKS

1.	Rhythm, energy and suppleness	10 x 2
2.	Harmony between rider and horse	10 x 2
3.	Choreography. Use of arena. Inventiveness. Degree of difficulty	10 x 4
4.	Interpretation of music	10 x 3
Total marks for artistic presentation		110

Half marks may be used for all the artistic marks. If less than 4mins 30secs. or more than 5mins. deduct 2 marks from the total of the artistic presentation.

Total for technical execution divided by 11	10
Total for artistic presentation divided by 11	10
FINAL SCORE	20

If two or more competitors have the same final score, the ones with the higher marks for artistic presentation will be the higher placed competitors. If the artistic presentation marks are also the same there will be a tie.

RDA DRESSAGE
GRADE I-V FREESTYLE (2001) (With or Without Music)

The Scale of the marks is as follows:

10 Excellent	4 Insufficient
9 Very Good	3 Fairly Bad
8 Good	2 Bad
7 Fairly Good	1 Very Bad
6 Satisfactory	0 Not Performed
5 Sufficient	

Allow 9 minutes between tests

Time of test 4 – 4mins 30 secs

Arena 20m x 40m

Penalties for Errors of Course

First Error	2 marks
Second Error	4 marks
Third Error	8 marks
Fourth Error	Elimination

No compulsory movements except halt on centre line at the beginning and end of the test.

This test can be performed in the following: Walk, Walk and Trot, Walk Trot and Canter

You can only perform the paces allowed in the test you have entered ie no trot walk in the walk only section.

TO BE JUDGED ON		Max. Marks
1	Halt at the beginning and end of the test	10
2	Pace. Freedom and regularity	10
3	Activity, forwardness, engagement	10
4	Straightness and suppleness	10
5	Submission. Attention, harmony, lightness, acceptance of the bit	10
6	Rider's equestrian skill and balance	10 x 2
7	Fluency, clarity and ease of movements	10
8	Choreography, inventiveness	10
9	Degree of difficulty	10
Total Marks		100

0.5 of a mark may be given.

Penalty of 2 marks if duration of test lasts less than 4 minutes or more than 4 minutes 30 seconds .

To be ridden in a snaffle bit.

Index

<u>Rule</u>	<u>Rule No</u>	<u>Sec/Page</u>
Adherence to Rules	5	1/3
Alternative Movements	54	5/7
Arena Layout	36	4/2
Arena Markers	37	4/2
Assistance in unled tests	45	5/5
Before the Test	48	5/5
Bridles	32	3/3
Checking tack and other equipment - responsibility	33	3/3
Classification - Arranging Classification	10	2/3
Classification – Changes in classification	11	2/3
Classification - Dignity	14	2/3
Classification – Facilities	12	2/3
Classification – Fees	9	2/3
Classification - General	16	2/4
Classification – Grades and Profile List	22	2/19
Classification - Privacy	13	2/3
Classification – Profile pictures and descriptions	21	2/6
Classification - Protest on other Riders' classification during a competition	18	2/4
Classification - Protest on Rider's own classification	17	2/4
Classification – Purpose	6	2/2
Classification - RDA Policy on Classification	20	2/5
Classification - Review of Classification after a Protest	19	2/4
Classification - Safety and Comfort	15	2/3
Classification - Special Equipment/Compensating Aids	23	2/20
Classification - Who is eligible to be classified	8	2/2
Classification - Who needs to be classified	7	2/2
Directive ideas for tests	86	8/3
Earrings and Piercings	28	3/2
Equines/Stabling	42	5/4
Error(s) of Course	61	5/8
Execution of Tests	49	5/6
Exercise/Warm up	43	5/4
First Aid at competitions	69	5/9
Freestyle to Music	56	5/7
Guide to Compensating Aids	24	2/21
Health and Safety at competitions	67	5/9
Independent Riders	38	5/3
Intellectual Disability (I/D)	84	7/4
Interpretation of Dressage Test Sheets	85	8/2
Judges	40	5/3

Judges Sheets	57	5/7
Lameness during a test	66	5/9
Leaders in led tests	44	5/5
Leaving the Arena	53	5/6
Legal Liability at competitions	68	5/9
National Championships – Awards	79	7/2
National Championships - Jury of Appeal	82	7/3
National Championships - Method of Judging	81	7/3
National Championships - Order of Riding	78	7/2
National Championships - Regional Teams	80	7/3
National Championships - Rider Entry	76	7/2
National Championships - Riders who can qualify automatically or by invitation	77	7/2
National Championships Tests	83	7/3
Nervous Horse/Pony	55	5/7
Object of Dressage	1	1/2
Objections	58	5/7
Official Safety Steward	71	5/9
Paralympic Squad Riders	4	1/3
Penalties for Error(s) of Course	62	5/8
Permitted Bits	34	3/4
Permitted nosebands	35	3/11
Qualification for the National Championships	74	6/2
Regional Competitions - Entries	73	6/2
Regional Competitions - Rule variations	75	6/3
Regional Competitions - Administrative Rules	72	6/2
Reporting to Stewards	47	5/5
Resistance	50	5/6
Rider Categories	39	5/3
Riding Boots	26	3/2
Riding Hats	25	3/2
Riding in Competition Arenas	46	5/5
Riding the wrong test	63	5/8
Riding Wear	27	3/2
Saddles	31	3/2
Scale of Marks	60	5/8
Score Sheets	41	5/4
Scoring of test	59	5/7
Spurs	30	3/2
Terms of Reference of the RDA Dressage Committee	2	1/2
Ties in scoring	64	5/8
Time allowed for test	65	5/9
Trot - Sitting and Rising	51	5/6
Use of Voice during test	52	5/6
Veterinary/Farriery provision at competitions	70	5/9
Whips	29	3/2
Working Parameters of the Dressage Committee	3	1/3

