



DRESSAGE RULE BOOK

2012 Edition

Norfolk House
1a Tournament Court
Edgehill Drive
Warwick
CV34 6LG

Tel: 0845 658 1082 Fax: 0845 658 1083
Email: dressage@rda.org.uk

Registered Charity
England & Wales (no. 244108)
Scotland (no. SCO39473)
Co Limited by Guarantee (no. 5010395)

Contents

Section	Subject	Rule	Sec/Page
1.	Introduction to Dressage		
	- Object of Dressage	1	1/1
	- Dressage Committee	2	1/1
	- Working Parameters	3	1/2
	- Paralympic Riders	4	1/2
	- Adherence to Rules	5	1/2
2.	Classification		
	- Purpose	6	2/1
	- Who needs to be classified?	7	2/1
	- Who is eligible to be classified?	8	2/1
	- Fees	9	2/1
	- Arranging classification	10	2/1
	- Changes in classification	11	2/2
	- Facilities	12	2/2
	- Privacy	13	2/2
	- Dignity	14	2/2
	- Safety & Comfort	15	2/2
	- General	16	2/2
	- Protest on riders own classification	17	2/3
	- Protest on other riders classification during competition	18	2/3
	- Review of classification after a protest	19	2/3
	- RDA policy on classification	20	2/3
	- Profile pictures and descriptions	21	2/3
	- Grading and profiles list	22	2/13
	- Special Equipment/Compensating Aids	23	2/14
	- Guide to Compensating Aids	24	2/14
3.	Equipment (Horse & Rider)		
	- Riding Hats	25	3/1
	- Riding Boots	26	3/1
	- Riding Wear	27	3/1
	- Earrings and Piercings	28	3/1
	- Whips	29	3/1
	- Spurs	30	3/1
	- Saddles	31	3/1
	- Bridles	32	3/1
	- Checking tack and other equipment	33	3/2
	- Permitted Bits – Snaffle	34	3/2
	- Permitted Bits – Double Bridle	34	3/3
	- Permitted Nosebands	35	3/4
4.	Arenas		
	- Arena Layout	36	4/1
	- Arena Markers	37	4/1
5.	General Competition Rules		
	- Independent Riders	38	5/1
	- Rider Categories	39	5/1
	- Judges	40	5/1
	- Score sheets	41	5/1
	- Equines/Stabling	42	5/2
	- Exercise/Warm Up	43	5/2
	- Leaders in Led Tests	44	5/2
	- Assistance in Unled Tests	45	5/2
	- Riding in Competition Arenas	46	5/3
	- Reporting to Stewards	47	5/3
	- Before the Test	48	5/3

Section	Subject	Rule	Sec/Page
5 cont.	- Execution of Tests	49	5/3
	- Resistance	50	5/3
	- Trot – Sitting and Rising	51	5/3
	- Use of Voice	52	5/3
	- Leaving the Arena	53	5/3
	- Alternative Movements	54	5/4
	- Nervous Horse/Pony	55	5/4
	- Freestyle to Music	56	5/4
	- Judges Score Sheets	57	5/4
	- Objections	58	5/4
	- Scoring of Test	59	5/4
	- Scale of Marks	60	5/4
	- Error(s) of Course	61	5/5
	- Penalties for Error(s) of Course	62	5/5
	- Riding the Wrong Test	63	5/5
	- Ties in Scoring	64	5/5
	- Time Allowed for Test	65	5/5
	- Lameness During a Test	66	5/5
	- Health & Safety at Competitions	67	5/5
	- Legal Liability at Competitions	68	5/6
	- First Aid at Competitions	69	5/6
	- Veterinary/Farriery Provision at Competitions	70	5/6
	- Official Safety Steward	71	5/6
6.	Regional Competitions		
	- Administrative Rules	72	6/1
	- Entries	73	6/1
	- Qualification for National Championships	74	6/1
	- Rule Variations	75	6/1
7.	National Championships		
	- Rider Entry	76	7/1
	- Riders who qualify automatically or by invitation	77	7/1
	- Order of Riding	78	7/1
	- Awards	79	7/1
	- Method of Judging	80	7/1
	- Jury of Appeal	81	7/1
	- National Championships Tests	82	7/2
	- Commanders	83	7/2
	- Intellectual Disability (I/D)	84	7/2
8.	Interpretation of Dressage Tests		
	- Interpretation of Tests	85	8/1
	- Directive Ideas for Tests	86	8/1
9.	Rule Differences between BD, FEI & RDA		
	- Rule Differences		9/1
10.	Contacts		
11.	Dressage Tests		

Section 1 - Introduction to Dressage

1. Object of Dressage

The object of RDA dressage is to improve balance, control, mobility, memory and freedom. Riding the movements required for a test and maintaining a good rhythm increase the awareness of balance and control.

RDA dressage tests range from led, with helpers, at walk, to canter tests with lateral movements. The challenge of learning a test, riding it accurately and performing to the best of the horse's ability, has many positive benefits.

The objective for the dressage horse is to harmoniously develop physique and ability, making the horse calm, supple, loose and flexible, but also confident, attentive and keen, thus achieving perfect understanding with its rider.

These qualities are revealed by the freedom and regularity of the paces, the harmony, lightness and ease of the movements, the lightness of the forehand and the engagement of the hindquarters, originating in a lively impulsion and the acceptance of the bridle, with submissiveness throughout and without any tension or resistance.

The horse thus gives the impression of doing of his own accord that which is required of him. Confident and attentive he submits generously to the control of his rider, remaining absolutely straight in any movement on a straight line and bending accordingly when moving on curved lines. In all movements the purity of the paces, rhythm and acceptance of the bridle are paramount.

2. RDA Dressage Committee Terms of Reference

Aim

The aim of the Committee is to develop and promote Dressage within RDA.

Remit

Development and implementation of policy, advice, training and support relating to Dressage in RDA Member Groups, in close liaison with all other committees via the Operations Planning Committee.

Key Objectives

- To effectively implement RDA's strategic objectives around the delivery of Dressage
- To maintain high quality resources, advice and support for Groups wishing to deliver Dressage
- To ensure effective communication is maintained with the Operations Planning Committee and Regions
- To develop training courses and qualifications as necessary to meet these aims, in close liaison with the Coaching Committee
- To ensure there is a system for review and quality assurance of the delivery of Dressage
- To promote health & safety and horse and pony welfare

Membership

- The Committee Chair is appointed in consultation with the Chief Executive and endorsed by the RDA Board.
- There is no defined system of membership. However, the aim is to ensure that there is a mix of current RDA volunteers with an interest in and knowledge of RDA and Dressage.
- The Committee also includes the relevant team member(s) from National Office who are included as equal members of the Committee. This will include, but is not limited to, the Dressage Coordinator.
- New members of the Committee can be appointed in consultation with RDA's Chief Executive.

3. Working Parameters of the Dressage Committee

Reporting

- The Committee reports to the Operations Planning Committee.
- Members of the Committee should discuss internally any issues which change the nature of Dressage activities and these should also be raised at Operational Planning Committee meetings.

Meetings and Communication

- There is no defined number of meetings, although it is assumed that a minimum of two and a maximum of four meetings a year will be sufficient.
- The use of email and/or telephone conferences is encouraged, where possible.

Budget

- The budget is set according to the operational need and agreed by the Finance sub-committee of the Board, as part of the annual budget process.
- Budgets for work planned are submitted and administered by the Dressage Co-ordinator at RDA National Office.

The Committee endorses the FEI Code of Conduct and acknowledges and accepts that the welfare of the horse must be paramount and must never be subordinated to competitive or commercial influences.

4. Paralympic Riders

All Paralympic Squad Riders are affiliated to British Dressage and are not the responsibility of RDA.

5. Adherence to Rules

The following rules are to be adhered to by all riders and anyone associated with them. For any eventualities not covered in RDA Dressage Rules, reference should be made to the current British Dressage (BD) Rules. If the issue cannot be resolved via the BD rule book it is the duty of the Judge and RDA Dressage Committee Representative, Official Steward or Regional Chairman (in that order) to make a decision in a sporting spirit.

Section 2 - Classification

6. Purpose

Classification of impairment is an attempt to ensure fair competition. All riders who qualify must be classified (except Grade V) before they compete (unless they are competing in the Grade I-V) at the National Championships. Riders compete in the grade appropriate to their classification (see page 13 of this section) however, any rider may ride in a higher grade if they wish and qualify in that grade.

7. Who needs to be classified?

All riders who intend to compete in tests qualifying for National or International Championship competitions. Before classification, all riders must produce a certificate which states their full medical diagnosis. These can be obtained from the Dressage Coordinator at RDA National Office.

8. Who is eligible to be classified?

Classification is neither intended to be comprehensive nor all-encompassing. Classification is not, by definition, inclusive or exclusive. Therefore, there is no legal liability to classify everybody. To say someone is "not eligible or not classifiable is not to say they are not disabled. The severity of the disability is not in doubt, but some disabilities do not fit into the Classification system" (M. Riding, Chair IPC Classification Committee 2000).

In order to be eligible, a rider must be medically diagnosed as having a permanent impairment that can be measured objectively. Examples of diseases or disorders that lead to permanent impairment are: paresis, amputation, partial to full joint ankylosis, upper motor neurone lesions, loss of sight, intellectual disability.

Findings such as minor soft tissue contracture, ligamentous instability, oedema, disuse atrophy, fatigue as in ME or fibromyalgia or symptoms such as pain and /or numbness without other eligibility criteria listed above shall not be considered a permanent physical disability. Of course, these people may be quite disabled but are unclassifiable.

Some medical conditions which are inherently changeable, such as MS etc, may need to be re-classified periodically.

During classification there should be an observer present, for safety of the rider and the classifier. The observer need not be a physiotherapist, but should be a member of RDA and someone unconnected to the rider. Classification may be carried out at any suitable venue but should only be carried out during a training or competition day if time and facilities permit.

9. Fees

Riders are expected to pay for their classification, including all expenses.

10. Arranging Classification

Classification should be arranged by either the Group Organiser or (with the consent of the Regional Chairman) the rider, in consultation with the Profiler. Before the profiling session, the person organising the session should send to the Profiler a copy of the Rider's Enrolment Form or a Certificate of Diagnosis for all the riders to be profiled. The Organiser should select a suitable venue and agree expenses with the Profiler. There should be no more than six riders at any one session. Each rider should be allocated half an hour for the classification tests.

All riders with a visual impairment must be classified by an Ophthalmologist or an Optician. The sight form should then be sent to British Blind Sport for them to clarify the profile and grade. The rider may need to be a member of British Blind Sport.

This process should be started at least three months in advance of the closing date for entries for any competition.

11. Changes in Classification

No changes in the classification are permitted, unless there are significant changes in the impairment.

12. Facilities

The area used should be warm, quiet and private. A stool and a firm couch/bed are needed for the tests and chairs for the rider and other personnel.

13. Privacy

Only necessary personnel should be present; the rider, the classifier, the observer and if requested by the rider, one other person. This person acts as the rider's representative but should not speak during the classification process unless directly addressed, or unless a protest must be made to preserve the safety, dignity or comfort of the rider.

14. Dignity

The rider should be informed beforehand that they may be required to remove outer clothing for some of the tests. The testing process must be carried out with full regard for the rider as a human being, with all procedures to be used being explained to them.

15. Safety and Comfort

Testing procedures must be totally safe and should not cause the rider pain or distress. If the rider's impairment is such that testing is likely to cause pain or discomfort it must be the rider's decision to continue with the testing, knowing that an uncompleted testing session will result in the rider being unable to compete except in Grade V.

16. General

The rider should be given a Consent Form to read (or have it read to them) and sign before the start of the classification testing. The rider has a right to terminate the classification process at any time, for a valid reason, which will usually be a breach of one of the above points. If the rider terminates the process for any other reason or refuses to be classified, it must be explained to them that this will automatically exclude them from any competition where classification is required; i.e. except in Grade V or Introduction to Dressage classes.

After the profiling session is completed test cards are sent to be reviewed by the National Profiling Coordinator with a suggested profile and it is therefore not possible for the rider to be given their profile at the testing session. If the card is in any way unacceptable e.g. incomplete, illegible etc. there will be discussion between the profiler and the Coordinator in an attempt to resolve the problem.

The Profiler and the Group Organiser will be informed of the profile following the classification or, if there is a review, within two weeks of a decision being made. RDA National Office will be notified of all profiles and these will be kept on record.

The Profiler should not discuss the profile with the rider or carer at any stage as the profile should not be suggested to the rider before it had been ratified. Appeals against the classification should be made in writing and sent to the Chairman of the Dressage Committee at RDA National Office who will approach the Classification Appeals Panel. An attempt should be made to resolve all appeals at least two weeks before the date of the competition. For all RDA Regional and National competitions, the classification which appertains is that which appears in the current RDA National Office records on the closing date of entries for that competition.

17. Protest on Rider's own Classification

Such a protest must be made in writing to the Chairman of the Dressage Committee at RDA National Office. The rider should then be given the opportunity of a classification review within the shortest feasible time scale.

18. Protest on Other Rider's Classification During Competition

Such a protest must be made in writing to the Organiser of the competition and should be submitted within one hour of the completion of the event, with a copy sent to the Chairman of the Dressage Committee at RDA National Office and to the Group Organiser of the rider involved.

19. Review of Classification after a Protest


After a protest as above, a classification review panel will conduct a review of the classification and report to the RDA Classification Appeals Panel. Any decision by the Classification Appeals Panel is final and cannot be reconsidered for two years, unless the rider has a progressive condition.

20. RDA Policy on Classification

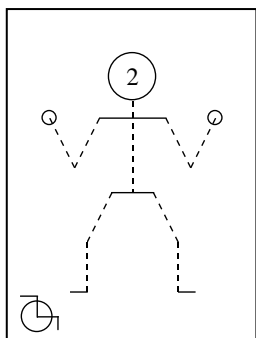
It is RDA policy that the rider under protest should be informed of the protest procedures and of any classification changes that are made as a result. There will be no retrospective change in the results of any competition.

Any National Classification is overruled by International Classification.

21. Profile Pictures and Descriptions

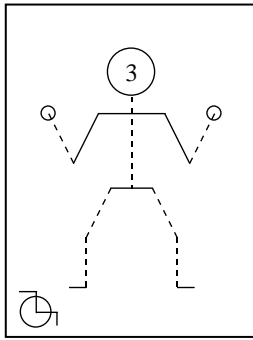


PROFILE 1: Almost no use in four limbs. Need to use an electric wheelchair, or be pushed in a manual wheelchair. Usually has very poor trunk control.

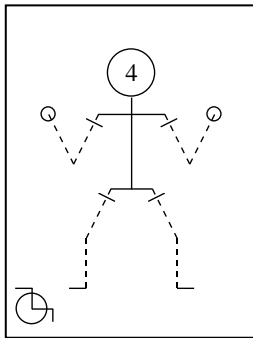


PROFILE 2: Almost no use in four limbs, but can bend elbows and just about push a manual wheelchair. May need to use an electric wheelchair for long distances. Has poor trunk control.

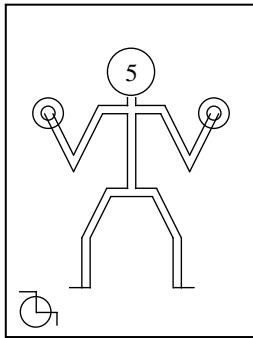
- | | | |
|---|---------------------------|-----------------------------|
| — Normal function or minimal disadvantage | + Absence of limb | === Paresis or incoordinate |
| - - - Paresis | ≡ Incoordinate | ≡≡≡ Deformity |
| | ≡≡≡ Severely incoordinate | ♿ Wheelchair user |



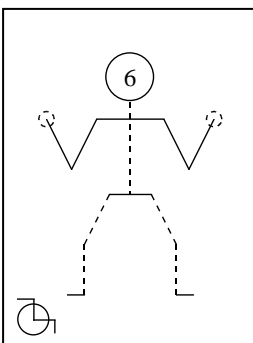
PROFILE 3: Wheelchair user with very poor balance and inability to grip and release objects. Has poor trunk control.



PROFILE 4: Almost no use in all four limbs, but good trunk control. Usually able to push a wheelchair in some way. Mainly use their seat to control the movement of the horse.




PROFILE 5: Wheelchair user with difficulty controlling the limbs when trying to perform any activity. Often has moderate trunk control.

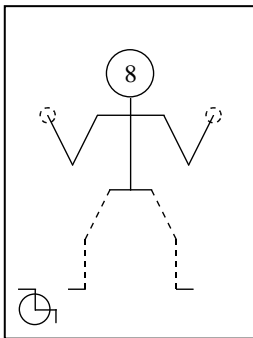


PROFILE 6: Wheelchair user with poor trunk control and slightly weak hands, or lack of control in the arms.

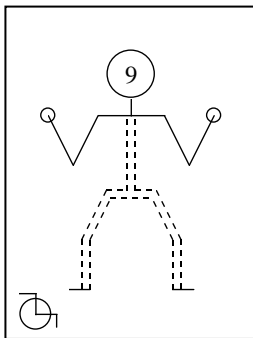
- | | | |
|---|---------------------------|-----------------------------|
| — Normal function or minimal disadvantage | + Absence of limb | === Paresis or incoordinate |
| - - - Paresis | ≡ Incoordinate | ≡≡≡ Deformity |
| | ≡≡≡ Severely incoordinate | ♿ Wheelchair user |



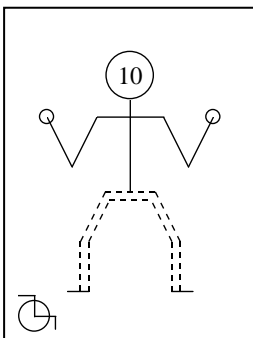
PROFILE 7: Wheelchair user with good use in only one arm; may need to use an electric wheelchair if unable to push a manual chair. Difficulty with trunk control.



PROFILE 8: Wheelchair user with some control of trunk and slightly weak hands or arms. Difficulty with trunk control.




PROFILE 9: Wheelchair user with good use in arms, but only upper trunk control. Unable to perform a pelvic tilt. No lower trunk control (T1-T5).



PROFILE 10: Wheelchair user with good use of trunk and arms, but unable to use the hips to assist trunk movement. Difficulty with trunk control. (T5-T10)
10a: Those who have serious balance problems, so are unable to move outside base of support.
10b: Able to perform a pelvic tilt with difficulty, however are able to move outside their base of support.


- | | | |
|---|---------------------------|-----------------------------|
| — Normal function or minimal disadvantage | + Absence of limb | === Paresis or incoordinate |
| - - - Paresis | ≡ Incoordinate | ≡≡≡ Deformity |
| | ≡≡≡ Severely incoordinate | ♿ Wheelchair user |



PROFILE 11: Wheelchair user with good control of trunk, arms, and some control of hips. Good pelvic tilt. (T10-L3) May have both legs absent.

11a: Those with no prosthesis and with residual limb less than 4" (10cm)


11b: Those with amputation and longer residual limbs




PROFILE 12: All 4 limbs severely impaired, but able to walk. Fair to moderate trunk control.

12a: Severe difficulty controlling all four limbs when performing an activity.

12b: Severe deformity or weakness in all four limbs.




PROFILE 13: Able to walk, but has poor use of three limbs and usually uses a stick in the good hand. Trunk control varies; it is often fair to moderate.




PROFILE 14: Able to walk, but one side of the body is of little use; usually can balance unaided only on the good leg. The imbalance of the body makes it difficult to balance on the horse.

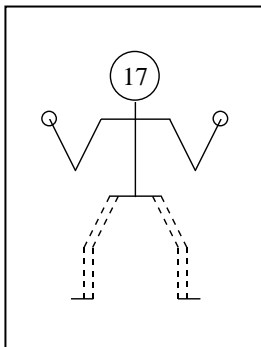
- | | | |
|---|---------------------------|-----------------------------|
| — Normal function or minimal disadvantage | + Absence of limb | === Paresis or incoordinate |
| - - - Paresis | ≡ Incoordinate | ≡≡≡ Deformity |
| | ≡≡≡ Severely incoordinate | ⊗ Wheelchair user |



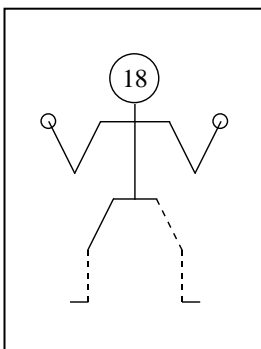
PROFILE 15: Able to walk, but one side of the body is minimally impaired. Although there is imbalance it is easier to balance on the horse than Profile 14 riders.



PROFILE 16: One upper limb absent or with little or no use.




PROFILE 17: Able to walk, but both lower limbs are severely impaired, acting more like props. May need crutches or sticks to walk.
17a: Very little or no functional use of pelvis. Unable to control the horse from the pelvis.
17b: Fair to good control of pelvis. Able to control the horse from the pelvis.

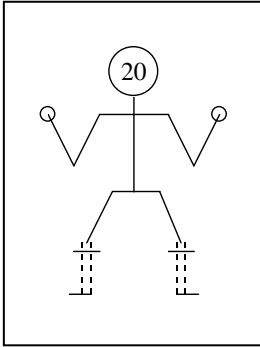


PROFILE 18: Able to walk, but one leg severely impaired, used like a prop, the other leg better but not normal.
18a: Very little or no function in pelvis. Unable to control the horse from the pelvis.
18b: Fair to good control of pelvis. Able to control the horse from the pelvis.


- | | | |
|---|-------------------------|-----------------------------|
| — Normal function or minimal disadvantage | + Absence of limb | --- Paresis or incoordinate |
| --- Paresis | ≡ Incoordinate | ⚠ Deformity |
| | ≡ Severely incoordinate | ♿ Wheelchair user |




PROFILE 19: Able to walk, one leg severely impaired, used like a prop, other leg normal.
19a: An amputee who rides without prosthesis. Residual limb 4ins. (10cm.) or less.
19b: Paresis or an amputee who rides with prosthesis.



PROFILE 20: Able to walk and run but both legs impaired slightly e.g. a slight to moderate diplegic. (50% or less of the lower leg remaining)




PROFILE 21: Both arms severely impaired or may be absent.




PROFILE 22: Both arms slightly impaired or missing below the elbow, but able to grip reins with or without prosthesis. Base line scores will be used to determine if rider is eligible for FEI PE competitions.

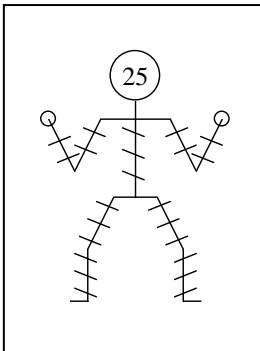
- | | | |
|---|--------------------------|-----------------------------|
| — Normal function or minimal disadvantage | + Absence of limb | === Paresis or incoordinate |
| - - - Paresis | ≡ Incoordinate | ⚠ Deformity |
| | ≡≡ Severely incoordinate | ♿ Wheelchair user |




PROFILE 23: One leg slightly impaired or absent below the knee, (50% or less of lower leg remaining), can usually run if fit enough. Amputation through the forefoot is not eligible.



PROFILE 24: One arm slightly impaired, unable to grip rein with one hand. Base line scores will be used to determine if rider is eligible for FEI PE competitions.




PROFILE 25: Very short stature due to extreme shortness of limbs. (i.e. achondroplasia) Height of four foot three inches or below (129.5 cm)

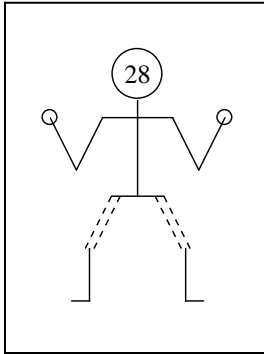


PROFILE 26: Mild impairment in all four limbs.
26a: Impairment of coordination
26b: Impairment of power or range


- | | | |
|---|-------------------------|-----------------------------|
| — Normal function or minimal disadvantage | + Absence of limb | --- Paresis or incoordinate |
| --- Paresis | ≡ Incoordinate | ⚙ Deformity |
| | ≡ Severely incoordinate | ♿ Wheelchair user |




PROFILE 27: Opposite arm and leg severely impaired or absent.



PROFILE 28: Both hips impaired causing difficulty walking, usually a waddling gait. The hip impairment must be sufficient to cause poor or no pelvic control.




PROFILE 29: Both shoulders impaired.



PROFILE 30: Deformity or weakness of trunk.


- | | | |
|---|---------------------------|-----------------------------|
| — Normal function or minimal disadvantage | + Absence of limb | --- Paresis or incoordinate |
| - - - Paresis | ≡ Incoordinate | ≡≡ Deformity |
| | ≡≡≡ Severely incoordinate | ♿ Wheelchair user |



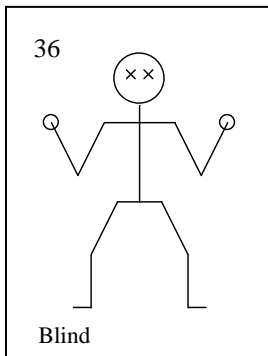
PROFILE 31: Able to walk, but both legs severely impaired. Arms moderately to slightly impaired. Trunk control varies; it is often fair to moderate.

31a: Very little or no functional use of the pelvis.

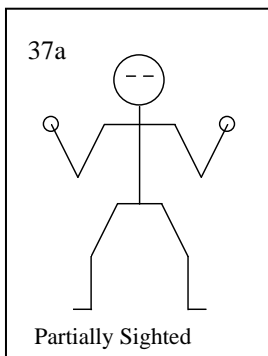
31b: Fair to good control of the pelvis.



PROFILE 32: Able to walk, both legs slightly impaired, arms severely impaired.




PROFILE 36: Totally blind. (B1)

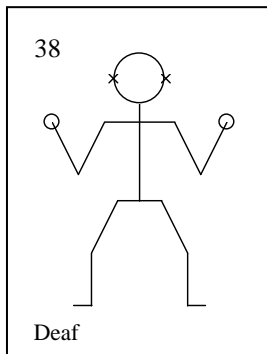


PROFILE 37a: Visually impaired. Partially sighted (B2)


- | | | |
|---|---------------------------|-----------------------------|
| — Normal function or minimal disadvantage | + Absence of limb | === Paresis or incoordinate |
| --- Paresis | ≡ Incoordinate | ≡≡≡ Deformity |
| | ≡≡≡ Severely incoordinate | ♿ Wheelchair user |




PROFILE 37b: Visually impaired. Partially sighted (B3)



PROFILE 38: Hearing impaired.




PROFILE 39: Learning impaired. IQ below 70. (This is under review).



PROFILE 42: A non-specific impairment that is variable and difficult to measure or grade. For example: obesity, asthma, skin disease, epilepsy, haemophilia, wear and tear of joints due to advancing age, lack of, or problems with internal organs, pain caused by conditions which do not result in objective impairment, and general debilitating disease.

- | | | |
|---|--------------------------|-----------------------------|
| — Normal function or minimal disadvantage | + Absence of limb | === Paresis or incoordinate |
| - - - Paresis | ≡ Incoordinate | --- Deformity |
| | ≡≡ Severely incoordinate | ♿ Wheelchair user |



PROFILE 48: Able bodied people.

PROFILE 33-35: Available for introduction of new profiles

PROFILE 40-41: Available for introduction of new profiles

PROFILE 43-47: Available for introduction of new profiles

22. Grades and Profile List

Grade	Profiles
Ia	1, 2, 3, 5, 7, 12a, 13
Ib	4, 6, 9, 10a, 11a, 12b, 31a

Mainly wheelchair users with poor trunk balance and or impairment of function in all four limbs, or no trunk balance and good upper limb function, or moderate trunk balance with severe impairment of all four limbs. Grade Ia and Ib may be combined.

II	8, 10b, 11b, 14, 17a, 18a, 27, 31b, 32
-----------	--

Mainly wheelchair users, or those with severe locomotor impairment involving the trunk and with good to mild upper limb function, those with severe arm impairment and slight leg impairment or severe unilateral impairment.

III	15, 17b, 18b, 19a, 21, 25, 26a, 28, 36
------------	--

Usually able to walk without support. Moderate unilateral impairment, or moderate impairment in four limbs, severe arm impairment. May need a wheelchair for longer distances or due to lack of stamina. Total loss of sight in both eyes.

IV	16, 19b, 20, 22, 23, 24, 26b, 37a
-----------	-----------------------------------

Impairment in one or two limbs or some visual impairment.

V	30, 37b, 42
----------	-------------

A non-specific impairment that is variable and difficult to measure or grade.

23. Special Equipment/Compensating Aids

Special equipment is permitted in a competition provided that there is no possible risk or harm coming to the horse or rider as a result of such equipment being used. Special equipment may be used to increase the safety of the rider or to reduce their disability. A clear record should be made on the assessment card of all special equipment, including photographs, if necessary.

All riders should be encouraged to be as able as possible and to this end prostheses should be worn for riding, unless the type or shape of the prosthesis would disadvantage the rider or cause discomfort to the horse. For instance, a full leg prosthesis may be a disadvantage as it may make balance and symmetry more difficult, whereas a below knee prosthesis could provide stability. All riders should be classified in conjunction with such special equipment or prostheses as they may need. No rider shall be permitted to compete wearing or using any prosthesis or special equipment that has not been included in the classification process, as the use of special equipment could, in some circumstances, alter the profile of the rider and thus the grade at which that rider competes. No rider is allowed to discard a prosthesis simply to lower the grade at which they compete.

24. Guide to Compensating Aids

All riders should be encouraged to ride with as few aids as possible. This list has been compiled to maintain consistency in describing the aids.

PROFILE 1-6: Hand hold or neck strap, rubber bands to stirrup, strap from stirrup leather or stirrup to girth, loop reins, raised pommel and /or cantle away from the body, salute with head only, 1 or 2 whips, use of voice, seat saver, no stirrups, Devonshire boots, Andersen stirrups. May ride with one hand only.

PROFILE 7: As above and connecting rein bar. Rides with one hand only.

PROFILE 8: Rubber bands to stirrup, strap from stirrup leather or stirrup to girth, may need loop reins. 1 or 2 whips, salute with head only, use of voice, seat saver, one or no stirrups. Devonshire boots, Andersen stirrups.

PROFILE 9: Hand hold, rubber bands to stirrup, strap from stirrup leather or stirrup to girth, raised pommel and/or cantle away from the body, 1 or 2 whips, and salute with head only, use of voice, seat saver, no stirrups, Devonshire boots, Andersen stirrups.

PROFILE 10: Hand hold, rubber bands to stirrup, strap from stirrup leather or stirrup to girth, raised pommel and/or cantle away from the body, 1 or 2 whips, and salute with head only, use of voice, seat saver, no stirrups, Devonshire boots, Andersen stirrups.

PROFILE 11: Hand hold, Rubber bands to stirrup, strap from stirrup leather or stirrup to girth, 1 or 2 whips, use of voice, seat saver, no stirrups, Devonshire boots, Andersen stirrups.

PROFILE 12: Hand hold, rubber bands to stirrup, strap from stirrup leather or stirrup to girth, loop reins, connecting rein bar, salute with head only. 1 or 2 whips, use of voice, seat saver, no stirrups, Devonshire boots, Andersen stirrups.

PROFILE 13: Hand hold, rubber bands to stirrup, strap from stirrup leather or stirrup to girth, loop reins, raised pommel and/or cantle away from the body, salute with head only, use of voice, seat saver, no stirrups, one or two whips, Devonshire boots, Andersen stirrups. Rides with one hand only.

PROFILE 14: Hand hold, rubber bands to stirrup, strap from stirrup leather or stirrup to girth, connecting rein bar, no stirrup, salute with head only, seat saver, whip, use of voice. Devonshire boots, Andersen stirrups. Rides with one hand only.

PROFILE 15: Hand hold, rubber bands to stirrup, connecting rein bar, loop reins, salute with head only, use of voice, seat saver, Devonshire boots, Andersen stirrups.

PROFILE 16: Hand hold, connecting rein bar and salute with head only. Rides with one hand only.

PROFILE 17a: Hand hold, rubber bands to stirrup, strap from stirrup leather or stirrup to girth, 2 whips, salute with head only, use of voice, seat saver, no stirrups, Devonshire boots, Andersen stirrups.

PROFILE 17b: Hand hold, rubber bands to stirrup, strap from stirrup leather or stirrup to girth, 2 whips, salute with head only, seat saver, no stirrups, Devonshire boots, Andersen stirrups.

PROFILE 18a: Hand hold, rubber bands to stirrup, strap from stirrup leather or stirrup to girth, salute with head only, 2 whips, use of voice, seat saver, no stirrups, Devonshire boots, Andersen stirrups.

PROFILE 18b: Hand hold, rubber bands to stirrup, strap from stirrup leather or stirrup to girth, salute with head only, 2 whips, seat saver, no stirrups, Devonshire boots, Andersen stirrups.

PROFILE 19a: Hand hold, rubber bands to stirrup, 1 or no stirrups, seat saver, 1 whip.

PROFILE 19b: Rubber band to stirrup, strap from stirrup leather or stirrup to girth, seat saver, 1 whip, Devonshire boots, Andersen stirrups.

PROFILE 20: Rubber bands to stirrup, 1 or 2 whips, Devonshire boots, Andersen stirrups.

PROFILE 21: Looped reins, reins through ring attached to saddle, salute with head only.

PROFILE 22: Looped reins, if arms are very short allowed reins through ring attached to saddle, salute with head only.

PROFILE 23: Rubber bands to stirrup, 1 whip, Devonshire boots, Andersen stirrups.

PROFILE 24: Looped reins, salute with head only. May ride with one hand only.

PROFILE 25: Looped reins, 1 or 2 whips, salute with head only.

PROFILE 26a: Hand hold, rubber bands to stirrup, salute with head only, 1 or 2 whips, use of voice, Devonshire boots, Andersen stirrups

PROFILE 26b: Hand hold, rubber band to stirrups, salute with head only, 1 or 2 whips, Devonshire boots, Andersen stirrups.

PROFILE 27: Hand hold, connecting rein bar, salute with head only, only one or no stirrups, seat saver, use of voice, one whip, Devonshire boots, Andersen stirrups. Rides with one hand only.

PROFILE 28: 2 whips, seat saver, salute with head only, Devonshire boots, Andersen stirrups.

PROFILE 31: Hand hold, rubber band(s) to stirrup(s), strap from stirrup leather or stirrup to girth, salute with head only, 1 or 2 whips, seat saver, use of voice, no stirrups, Devonshire boots, Andersen stirrups.

PROFILE 32: Hand hold, rubber band(s) to stirrup(s), strap from stirrup leather, or stirrup to girth, salute with head only, 1 or 2 whips, seat saver, voice, Devonshire boots or Anderson stirrups

PROFILE 36 (B1): Callers at letters (one inside arena), commander allowed.

PROFILE 37a (B2): One caller to call letters only, no commander.

PROFILE 39: Commander allowed.

SIDE SADDLE

All riders may ride side saddle with the leg(s) to the left or right side.

AN IMPAIRED ARM

When a rider is unable to use an impaired arm, it may be strapped to the body, or worn in a sling.

SALUTE

Hats must not be removed at the salute and contact must be maintained on the reins. If necessary, the rider may salute with the head only.

VOICE

Riders may use their voice as an aid, provided that they do so in moderation.

WHIPS

One whip or two if necessary may be carried, maximum length 1m 20cm. For all competitions, whips may only be carried by riders who are able to control their hand movements. At the salute, the rider must either carry the whip(s) in the non-saluting hand, or salute with the head only.

DEAFNESS

A commander is allowed to relay instructions to the rider from the judge during the competition by sign language. A wireless headset and microphone can be used during competition. Commanders may only read from the text, twice if necessary but not more. A steward must be present at the time of competition.

UNUSUAL COMPENSATING AIDS

Any aid not listed above must be agreed in advance with the Competition Organiser, who may liaise with Classifiers and Special Equipment Advisors.

Section 3 - Equipment (Rider & Horse)

25. Riding Hats

A hat must be worn at all times when mounted and must comply with current RDA Health and Safety Guidelines. Any request for exemption from this rule must be supported by a Hat Approval form signed the Regional Instructor.

26. Riding Boots

Boots or stout riding shoes with heels, must be worn when mounted. Black or brown half chaps may be worn. If a rider's disability allows him/her to wear light shoes only, some kind of safety stirrup must be used.

27. Riding Wear

- a) Jodhpurs or breeches must be worn at RDA Competitions where possible.
- b) Jackets must be worn at RDA Competitions where possible.
- c) Gloves should be worn if possible.

N.B. a and b are compulsory at the National Championships

28. Earrings and Piercings

Earrings and/or other items fixed by piercings shall not be worn.

29. Whips

- a) One whip, or two if necessary, may be carried, maximum length 1m 20cm
- b) Neither leaders nor side walkers are allowed to carry a whip in the competition arena.
- c) When saluting the rider must carry the whip(s) in the non-saluting hand.

30. Spurs

Only blunt spurs without rowels or sharp edges may be worn. They may be off set. Spurs may only be worn by riders able to control their leg movements.

31. Saddles

- a) English or continental saddles should be used at the National Championships. N.B. Side saddles may be used. Other types of saddle may be used at Regional Competitions and the National Championships at the discretion of the Dressage Committee.
- b) Numnahs and seat savers may be used.
- c) Riders may ride without stirrups if their medical condition so demands. Riders will **NOT** be allowed to ride with one stirrup only, other than when a side saddle is used, or when a user of prosthesis (leg) has opted not to wear it.
- d) Velcro straps and elastic bands may be used. Velcro must allow the rider to fall free of their horse.

32. Bridles

- a) Only a snaffle bridle or a simple double bridle may be used. If a double bridle is used its use and fitting must be approved by the Regional Instructor or the Regional Dressage Coordinator.
- b) Bit guards are not allowed. One noseband only cavesson, drop or flash may be worn.
- c) All reins must be attached to a bit. Any rein from any bit in the horse's mouth must be in direct contact with the rider. If a double bridle is used each bit must have its own rein attached on each side. Pelham couplings are not permitted. The two reins on one side must either both go to the riders hand(s) or may be connected into one rein before reaching the rider. Foot reins are usually allowed when no other reins are going to be controlled by arm(s), hand(s) or finger(s) from the upper part of the body of the rider. Exceptions must be confirmed with the Dressage Committee.

- d) The Fantastic Elastic Carl Hester RDA Rein has been approved for RDA use.
- e) Hackamores are not allowed.
- f) Martingales and bearing, side or running reins are forbidden as are any sort of bandages, boots and any sort of blinkers. Grass reins are permitted but must be fitted correctly through the browband. Breast plates, neck straps, foot reins and cruppers are permitted.
- g) Fly fringes, gauzes and ear covers which cover any part of the horses head may be worn when riding in but not during a test.
- h) Anti-fly impregnated browbands, fly repellent discs and approved nose nets for head shakers are permitted while riding in and during a test.
- i) When a lead rein is used from a coupling it must be fitted below the rein and fitted so it doesn't come in front of the horses chin. A lead rein can also be used with a serviceable headcollar. If a headcollar is used it must replace the noseband of the bridle.

33. Checking Tack and Other Equipment

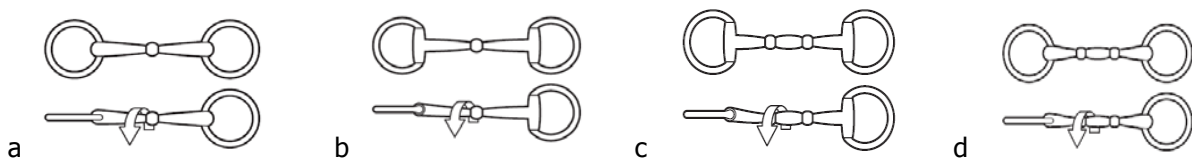
A Steward is appointed to check all saddlery and equipment. However, it is ultimately the responsibility of competitors or their representative to ensure that they comply with the rules.

All queries regarding Rules, Classification and changes to entries have to be in writing and agreed with the Technical Delegate.

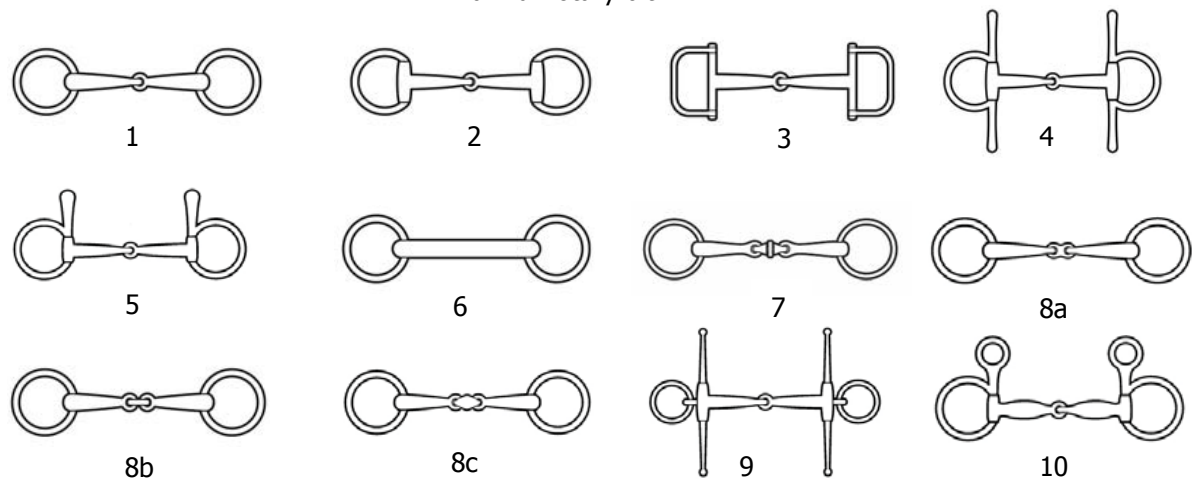
34. Permitted Bits

Unless bits follow the configuration of those illustrated below (based on FEI Rules) they are not permitted.

Various Snaffle Bridle Bits



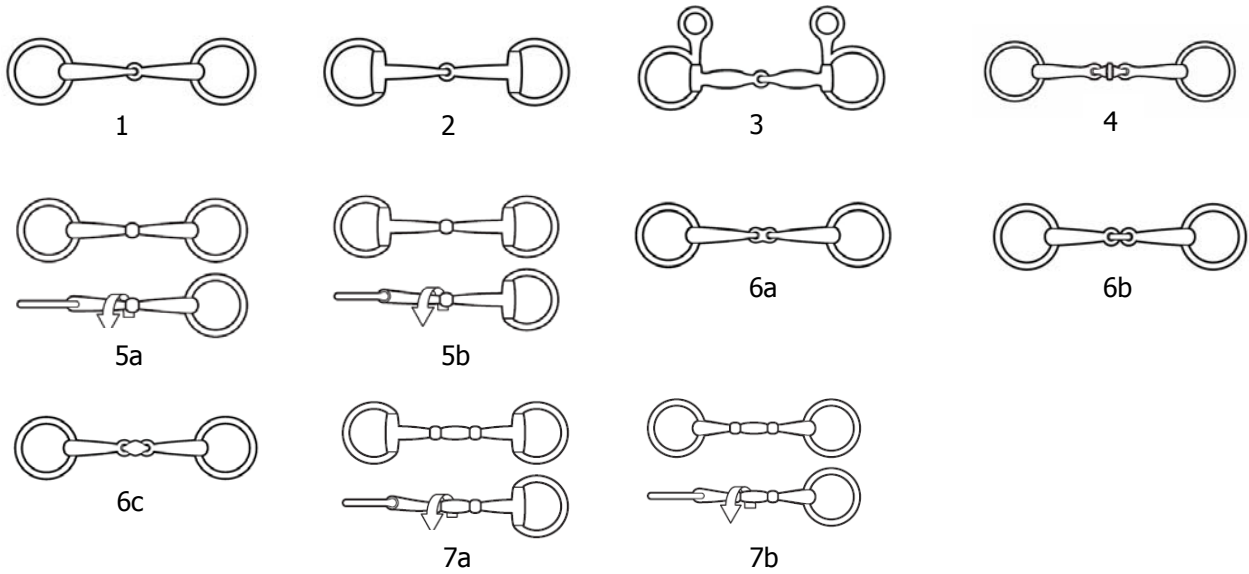
a – d Rotary bit



- 1. Loose ring snaffle
- 2. Egg-butt snaffle
- 3. Racing snaffle D-ring
- 4. Egg-butt snaffle with cheeks
- 5. Snaffle with upper cheeks only
- 6. Straight bar snaffle. Also permitted, mullen mouth and egg-butt rings
- 7. Double jointed with roller in the centre
- 8a,b,c Snaffle with jointed mouthpiece where middle piece is rounded (including French link)
- 9. Loose ring snaffle with cheeks (Fulmer)
- 10. Hanging cheek snaffle
- 11. Snaffle with rotating mouthpiece

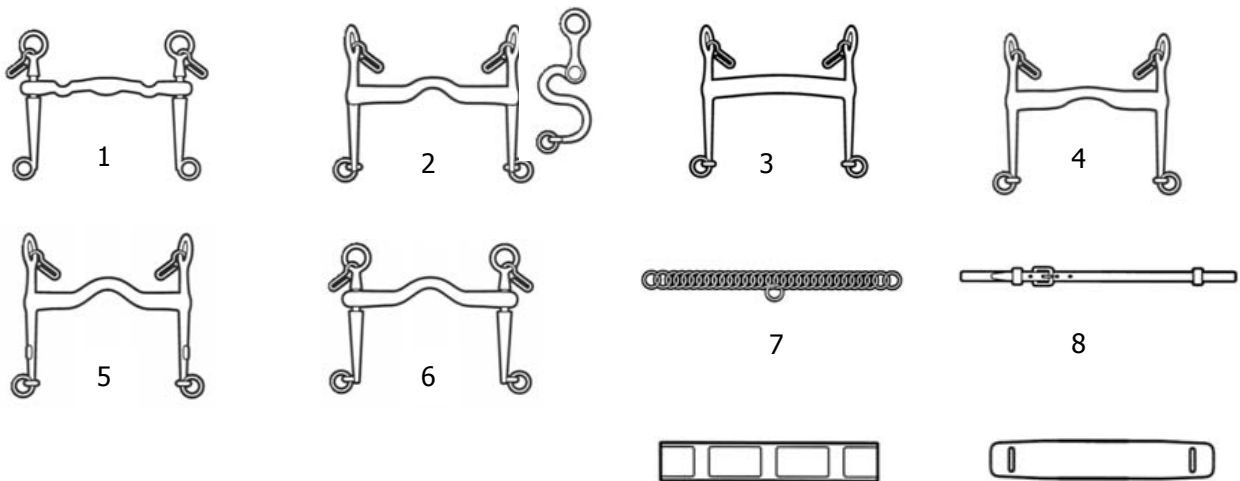
Various Double Bridle Bits

Bridoons



1. Loose ring bridoon bit
2. Egg-butt bridoon bit
3. Bridoon bit with hanging cheeks
4. Bridoon bit with rotating mouthpiece
- 5a,b Bridoon rotary bit with rotating mouthpiece
- 6a,b,c Bridoon bit with jointed mouthpiece where the middle piece should be rounded (side, front & rear view shown)
- 7a,b Bridoon rotary bit with rotating mouthpiece

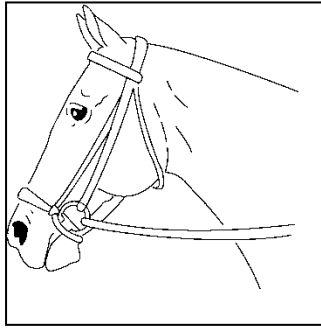
Curbs



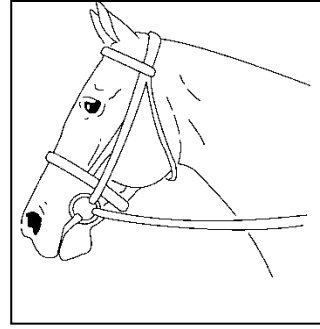
1. Variation of bits 4, 5, 6
2. Curb bit with S curved cheeks
3. Half-moon curb bits
- 4&5. Curb bit with straight cheeks and port
6. Curb bit with port and sliding mouthpiece (Weymouth) A curb with rotating lever arm is also permitted
7. Curb chain (metal, leather or combination)
8. Lip strap
9. Leather cover for curb chain
10. Rubber cover for curb chain

N.B. Curb chain hooks must not be fixed


35. Permitted Nosebands



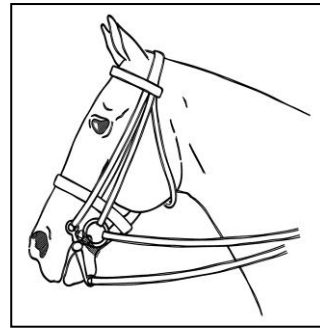
1



2



3



4

1. Dropped noseband
2. Cavesson noseband
3. Flash noseband
4. Double bridle with cavesson noseband, bridoon bit and curb chain

N.B. 1 and 3 are not permitted when a double bridle is used

Section 4 - Arenas

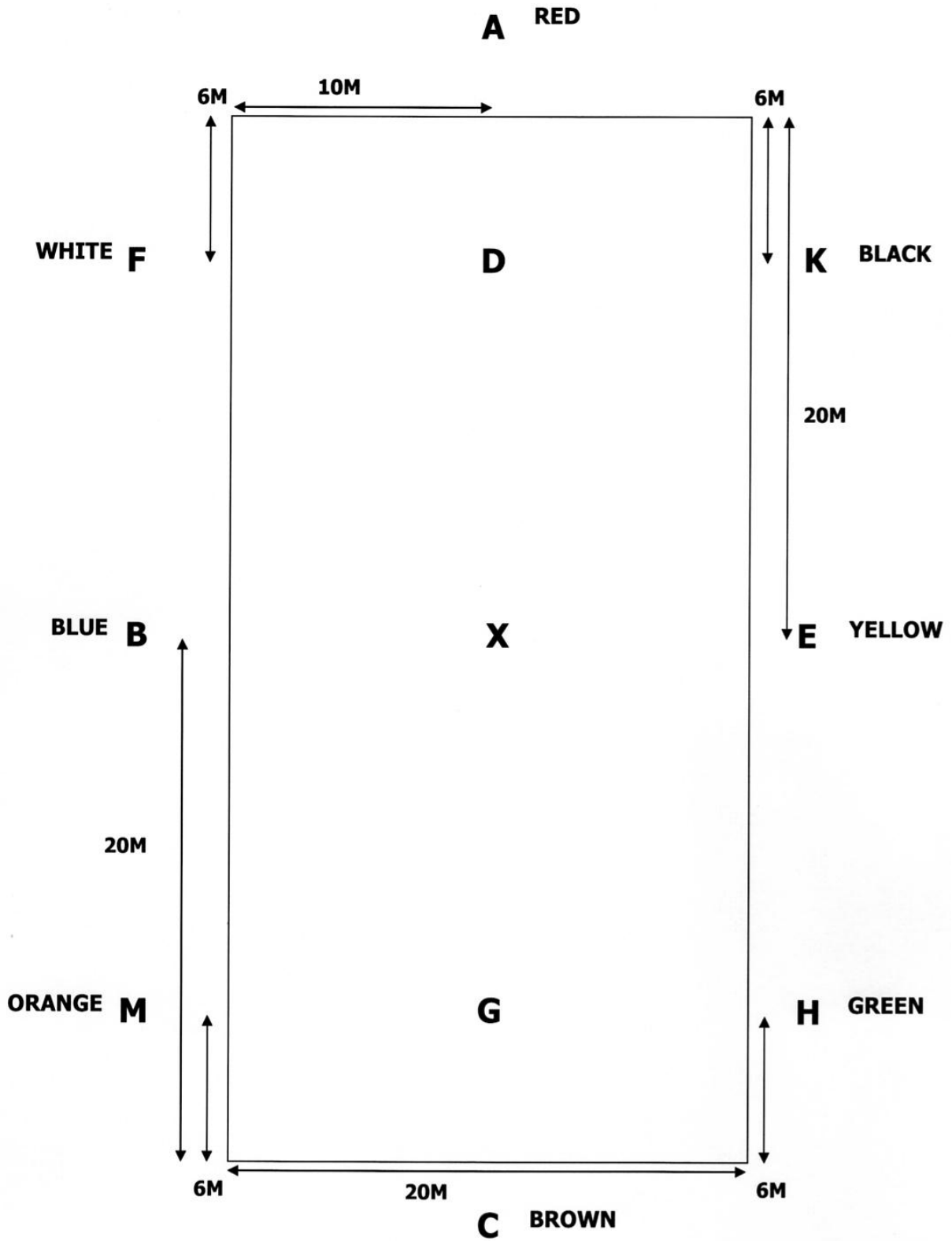
36. Arena Layout

- a) The arena should be set out to the dimensions illustrated on page 2 of this section.
- b) The arena should be level and separated from the public. There should be at least 10m between each arena. If possible canter tests should be ridden on a surface.
- c) The arena should be marked by an appropriate white surround.
- d) If the arena is on grass the centre line A-C may be marked by a mown or rolled strip with a short strip mown across it to mark the position of D, X and G.

37. Arena Markers

- a) The markers around the arena must be clearly visible with the letters displayed in black on white, large letters being preferable. They may be placed about ½ - 1 metre outside the arena. The colours as shown in the diagram may also be incorporated at the National Championships if requested before the close of entries.
- b) A gap of about one metre each side of the centre line must be left at A to form an entrance and the A marker placed far enough back, 10 metres if possible, to allow the horses to enter the arena on a straight track.
- c) The Dressage Judge is placed at C. Extra judges if required are placed at M and H in from and on the inside of the elongation of the longside.
- d) Decorative flowers or trees, if used, must be placed with discretion.
- e) It is ultimately the responsibility of the judges to check that the arena is satisfactory and to have it modified, if necessary, at their discretion.

DRESSAGE ARENA 40M X 20M (WITH COLOURS)



Section 5 - General Competition Rules

The following rules shall apply at all RDA Dressage Competitions. Regional Competitions and National Championships have additional requirements; please see sections 6 and 7 of these rules.

38. Independent Riders

Independent riders may represent a Group of which they are a member. The horse must be deemed suitable by the Regional Instructor or Regional Dressage Coordinator.

Any Group may allow a rider who does not ride with them to compete 'under their banner'. This allows a rider with a disability who, for whatever reason, cannot ride regularly with a Group to have access to RDA competitions. All the appropriate rider application and medical forms must be completed as if the rider were to be riding at a group session.

A Group must be under no pressure to accept or refuse a rider who does not ride with them. Each Group is entirely free to decide whether or not to allow a rider to compete under their name. The definition of 'member' is purely the Groups decision; some may insist that only riders who regularly attend RDA sessions may represent them.

The horse that the rider intends to compete on must be deemed suitable as above. Once deemed suitable the horse is covered by RDA Insurance for Public Liability at RDA events, all other insuring of the horse is the responsibility of the rider or their representative.

The rider, or their representative, will be responsible for all aspects of the competition; financial, provision of animal, transport etc. unless the Group wishes to provide assistance.

39. Rider Categories

The dressage classes are divided into Open, Junior and Restricted.

- a) **Open Riders** – Riders who are members of Potential or World Class Squads or who have competed in either a major F.E.I. Para Dressage Championship (Paralympic Games, World Championship, European or other F.E.I. Para Regional Championship) in the previous 4 years.
- b) **Junior Riders** – Riders who are 16 years of age and under on January 1st of the competition year.
- c) **Restricted Riders** – Riders who are not classified as being an Open or Junior rider.

40. Judges

- a) For all dressage tests judges shall be appointed by the Organiser from the Official List (see section 10)
- b) Judges for freestyle competitions should be on RDA lists 1 – 4.
- c) Introduction to dressage tests at Group, County and Regional level may be judged by an RDA person with dressage experience who has attended an official RDA Dressage Judges Training Day.
- d) Judges travel expenses should be reimbursed by Regions at the current British Dressage rate.

41. Score sheets

- a) It is the responsibility of the Organisers to obtain the current score sheets.
- b) Score sheets are available to download from the RDA website. If required they can be posted and a charge will be made.
- c) One score sheet per competitor per judge will be required.

42. Equines/Stabling

- a) Horses and ponies must be 5 years old or over.
- b) Any height of horse/pony is allowed in any class.
- c) Each horse and pony may enter a maximum of 4 dressage classes including lead rein per day. At Regional Competition with Countryside Challenge Classes please refer to the National Championship Rules. Riders may compete on more than one horse or pony but may not ride more than one horse in any one class.
- d) Please note it is a legal requirement that all horses are issued with a passport, this must accompany the horse when travelling and competing away from home.
- e) If stabling is required, each horse/pony may require a valid equine influenza vaccination certificate, completed, signed and stamped on each line by a veterinary surgeon, who is not the owner of the animal please note this is compulsory for those attending the RDA National Championships. The horse must have received two injections for primary vaccination given no less than 21 days and no more than 92 days apart. Only these first two injections need to be given before the horse may compete. In addition, a first booster injection must be given no less than 150 days and no more than 215 days after the second injection of the primary vaccination. Subsequently, booster injections must be given at intervals of not more than 1 year apart, commencing after the first booster injection. None of these injections must have been given within the preceding 7 days, including the day of the competition or entry into the stables. All horses/ponies will be inspected prior to entry to any event. Any horse/pony without an original vaccination certificate will be refused overnight stabling.

43. Exercise/Warm up

- a) Competitors must exercise/warm up their horses in the areas provided and shall only walk in other areas. Warm up arenas may not be shared by able bodied and disabled riders.
- b) Horses may be introduced to the competition arenas in walk only by any rider at designated times i.e. outside competition hours, in the presence of a Steward. No exercising will be permitted in the car park, horse box area or among spectators.
- c) Competitors should be courteous to other riders and to prevent accidents should pass left hand to left hand when meeting a rider coming in the opposite direction.
- d) Horses for all Grades may be ridden and schooled for up to 20 minutes per day by the trainer/coach or their nominated representative during competition hours (8am to 6pm). The horse may only be warmed up in permitted saddlery and bits. The competitor only may ride the horse during the 20 minutes immediately before the test.
- e) Horses may be lunged, in designated areas only, unmounted, by a competent person. Side reins may be used. Running and balancing reins etc. are not permitted. Horses shall not be lunged in an arena where riding is taking place.

44. Leaders in Led Tests

- a) The leader should lead from the inside, changing where necessary. The leader should be one pace away from the pony and level with the pony's shoulders throughout the test.
- b) The leading rein will be held loosely in the hand furthest away from the pony. The hand nearest the pony should not be used and no influence should be exerted except in an emergency.
- c) The leader should have minimal influence on the pony or rider. The amount of influence will be reflected in the marks.
- d) In a led test the leader looks after the horse and the side walker looks after the safety of the rider. Neither leaders nor side walkers are allowed to carry a whip in the competition arena.

45. Assistance in Unled Tests

In an unled test riders are allowed a commander and one other assistant to stand outside the arena in case of an emergency.

46. Riding in Competition Arenas

No horse, either ridden or led, may enter any arena other than a practice arena during competition hours, except when actually competing, on penalty of elimination.

47. Reporting to Stewards

Riders must report to the class Steward at least 10 minutes before the start time, by giving their number and name. Failure to keep to the allocated time can result in elimination. Tack and equipment must be checked by the Tack Inspection Steward prior to reporting to the class Steward. All boots and bandages must be removed before entry into the competition arena.

48. Before the Test

When the steward asks the competitor to proceed to the arena they may ride around the outside of the arena (or inside if this is not possible). Blind riders may ride inside the arena and are allowed at least two circuits on both reins before starting the test. When the judge sounds the horn/bell to signal that the rider may commence the test they should begin without delay. Failure to enter the arena within 60 seconds may lead to elimination. The commander may relay the signal to start to the competitor.

49. Execution of Tests

- a) Tests may be ridden from memory or commanded.
- b) Commanders may only read from the text, twice if necessary but no more, using letters and/or colours and may indicate left and right. Any deviation from the above must be agreed with the judge before the test starts. A commander may stand at either B or E, deciding which after checking the position of the judges, the proximity of other commanders and the direction of the wind. On a signal being given for an error of course, the competitor must proceed immediately to the judge(s) to receive instructions. The commander may interpret the judge(s) instructions.
- c) Movements must follow in the order laid down in the test. Tests should be ridden with both hands if possible. Transitions may be progressive unless stated otherwise on the test sheet.

50. Resistance

Any horse refusing to continue the test for a period of 60 consecutive seconds during the course of a test may be eliminated.

51. Trot – Sitting and Rising

All trot work may be executed sitting and/or rising at all levels.

52. Use of Voice During Tests

The use of the voice, quietly, is allowed if necessary.

53. Leaving the Arena/Unusual Circumstances

The test begins when the horse enters at A and finishes when it leaves the arena at A after completing the test. Any horse or pony leaving the arena not under control shall be eliminated. No marks shall be given for a movement when the horse places all four feet outside the arena. Where the arena is marked by a line only or intermittent boards, it is left to the discretion of the judge as to the marks deducted.

In exceptional circumstances if an unusual occurrence takes place which has a dramatic effect on the horse the rider may at the judge's discretion restart the test from an appropriate place.

54. Alternative Movements

Some tests contain alternatives. To ride one alternative or the other is not "better" from the marking/judging point of view, the movements will be judged on their merit. The judge should be informed before the start of the test and once an alternative is chosen it must be kept throughout the test.

55. Nervous Horse/Pony

If a horse/pony is likely to be nervous performing alone, another horse/pony may be led to stand near the arena to make the animal performing feel more secure.

56. Freestyle to Music

- a) Playing of music – All competitors must provide their own music CD. A steward shall be appointed to play the CDs, but each competitor will be allowed to have their own representative to advise as necessary.
- b) CDs shall have the riders name, Group and class clearly marked.
- c) Riders or their representative must deliver their CDs to the steward in time for instructions to be given. Competitors are responsible for collecting their CDs.

57. Judges Score Sheets

Dressage score sheets are only available for collection after the prize giving.

58. Objections

- a) Only the rider or owner of a horse/pony taking part in a competition, their representative or group representative may lodge an objection.
- b) Objections must be made in writing to the Secretary and accompanied by a deposit of £20 not later than half an hour after the incident that gave rise to the objection.
- c) The deposit is forfeited unless the objection is upheld or it is decided that there were good and reasonable grounds.

59. Scoring of Test

The judge will allot from 0 – 10 marks for each numbered movement. These marks are then added together and any penalty marks deducted. If there are two or more judges the resulting totals are added together, to find the total. The score should be expressed as a percentage of the maximum mark.

60. Scale of Marks

The scale of marks is as follows:

10	excellent	4	insufficient
9	very good	3	fairly bad
8	good	2	bad
7	fairly good	1	very bad
6	satisfactory	0	not executed
5	sufficient		

The marks 10 and 0 must be awarded where the performances warrant their use. The term 'not executed' means that the required movement was not performed.

61. Error(s) of Course

- a) A rider is judged to have made an error of course when he departs from the direction or pace as laid down in the text of the test.
- b) The test finishes when the horse leaves the arena at A. Any departure from the instructions as to the manner of leaving the arena may be regarded as an error of course and penalised accordingly.
- c) When the rider makes an "error of the test" e.g. does not salute correctly the bell will not be rung but two marks will be deducted by the judge from the marks which would otherwise have been given for the movement.
- d) The judge, on observing that an error of course has occurred, will ring the bell and indicate to the rider, or commander if necessary, the point at which he must take up the test again and the next movement to be executed.

62. Penalties for Error(s) of Course

Every error, whether rectified or not, every omission and every movement in the wrong order is penalised as follows:

- First error - 2 marks
- Second error - 4 marks
- Third error - 8 marks
- Fourth error - Elimination

63. Riding the Wrong Test

A rider who starts the wrong test for the class may be allowed to restart the test at the judge's discretion so long as they can do so immediately. They will be penalised for a first error of course.

64. Ties in Scoring

In the event of a tie the Collective Marks at the end of the judges' score sheet shall be added together and the competitor with the highest total declared the winner. If the collectives are equal, the rider with the higher rider collective mark is the winner. If the rider collectives are identical then the submission mark will decide. If the marks are still identical the results shall be a tie.

65. Time allowed for Test

The time given on the test sheet is for guidance only. There are no penalties for exceeding it, except in freestyle tests.

66. Lameness During a Test

In the case of marked lameness the judge informs the rider that he/she is eliminated. There is no appeal against the decision. If there are any doubts as to the soundness of a horse, the competitor will be allowed to complete the test and any unevenness of pace will be severely penalised. The judge may ask for a veterinary surgeons opinion before allowing the competitors score to go forward for final classification. Refusal to allow this inspection to take place will result in elimination.

67. Health and Safety at Competitions

The event shall be organised according to RDA Health and Safety Guidelines and organisers are advised to give prominence to the following Health and Safety Statement:

"The Organiser of this event has taken reasonable precautions to ensure the health and safety of everyone present. For these measures to be effective everyone must take all reasonable precautions to avoid and prevent accidents occurring and must obey the instructions of the Organisers, Officials and Stewards."

68. Legal Liability at Competitions

The following paragraph should be included in the schedule sent to the Groups:

"Neither the Organiser nor any person acting on their behalf, accept any liability for any loss, damage, accident, injury or illness to horses, riders, spectators or any other persons or property whatsoever."

69. First Aid at Competitions

- a) The presence of first aid personnel is essential.
- b) Accident and incident books shall be available.
- c) A first aid kit should be made available.

70. Veterinary/Farriery Provision at Competitions

Arrangements should be made for a Veterinary Surgeon and a Farrier to be "on call" and the telephone numbers available.

71. Official Safety Steward

Responsible to the Organiser for overall safety at the event, the Official Safety Steward must be involved in the planning stage to ensure that adequate thought has been given to all aspects of safety.

Section 6 - Regional Competitions

72. Administrative Rules

- a) All Regional Competitions with dressage classes which qualify riders to compete at the National Championships shall take place at least two weeks prior to the closing date for entries to the National Championships.
- b) The form these competitions take is the prerogative of the Regional Chairman. Tests qualifying for the National Championships may take place on grass, an all-weather arena or indoor school.
- c) It is strongly suggested that the tests used at the National Championships are also used at Regional Competitions. However, Regions may choose any test of an appropriate level of difficulty.
- d) The National Championships tests for the current year are shown in Section 7 of this rule book.
- e) Other dressage classes may be offered including Freestyle with or without music and Introduction to Dressage (including lead rein). These are not qualifying classes.
- f) The Dressage Coordinator at National Office must be advised of the Regional Qualifier competition date, schedule and the number of qualifying rosettes required by the end of March.
- g) Regions are required to purchase their own sets of rosettes (i.e. 1st to 6th). Other awards and rosettes are at the discretion of the Regional Chairman, including those for competitors from other Regions.
- h) The Side Saddle Association may provide rosettes for those riders competing side saddle.

73. Entries

- a) Entries and any fees shall be submitted by the Group Organiser on the required form and by the required dates.
- b) Groups withdrawing competitors from the competition must inform the Organiser as soon as possible.
- c) If you would like confirmation of receipt of entries please provide a stamped, self-addressed envelope.

74. Qualification for the National Championships

- a) Riders qualify to take part in the National Championships at their Regional Qualifier. In order to qualify riders must achieve at least 60% in their class.
- b) Riders must be classified prior to the Championships to enter the Grade I-IV (one to four) classes. Riders who are not classified can only ride in the I-V (one to five) classes.
- c) Blind riders are not required to qualify for their own classes at the National Championships and may obtain an entry form direct from the Dressage Coordinator at RDA National Office. If they wish to ride in the Grade III or IV (three or four) classes at the National Championships the horse and rider combination must be deemed suitable by either their Regional Instructor or Regional Dressage Coordinator.
- d) Qualifying classes will be split into Restricted and Junior sections. The top two riders in each section will qualify subject to rule 74 a.
- e) If the first and second placed riders are unable to go, the next highest placed rider(s) may be nominated subject to the conditions above.
- f) Riders may enter more than one qualifying class appropriate for their grade or above but will only be allowed to compete in one National Championship Test for which they have qualified.
- g) Riders should qualify at their own Regional Qualifier. If a rider is unable to compete within their own Region, they may ask to attend one other Regional Qualifier. They shall not take a qualifying place from that Region but should send their dressage score sheet to the Dressage Coordinator at RDA National Office for consideration.

75. Rule Variations

Some or all of the rules relating to saddlery and equipment may be varied at the discretion of the Organiser for Regional Qualifiers for tests other than those used as qualifying tests.

Section 7 - National Championships

76. Rider Entry

- a) Riders who qualify to compete at the National Championships will receive an entry form from their Regional Dressage Coordinator immediately following the prize giving at the Regional Qualifier.
- b) The entry form must be sent to RDA National Office together with the correct entry fee no later than the date stated on the entry form. Late entries will not be accepted. This entry form must be signed by a Group official on behalf of the rider. If a rider entered for the National Championships is unable to compete RDA National Office must be notified immediately. The Regional Chairman may nominate a substitute subject to conditions.
- c) If you would like confirmation of receipt of entries please provide a stamped, self-addressed envelope.
- d) If necessary horse substitutions may be made. Horse and rider combinations must be deemed suitable by either the Regional Instructor or Regional Dressage Coordinator.
- e) Withdrawals must be notified to the National Championships Secretary at least one week prior to the Championships.

77. Riders who Qualify Automatically or by Invitation

- a) Winners from the previous National Championships.
- b) Blind riders – see Section 6 rule 74 c.
- c) Open riders may apply to the Dressage Committee for an invitation to compete. A score sheet from a Para Equestrian Competition during the 2 years prior to the competition they wish to enter should be sent to the Dressage Coordinator at RDA National Office for consideration.
- d) In exceptional circumstances riders may apply to the Dressage Committee for an invitation to compete. A score sheet from a Para Equestrian Competition/RDA National Championships during the 2 years prior to the competition they wish to enter should be sent to the Dressage Coordinator at RDA National Office for consideration.

78. Order of Riding

Competitors will be sent their times by RDA National Office.

79. Awards

- a) Challenge Trophies will be awarded.
- b) Rosettes will be awarded in all Championships and Freestyle classes in Open, Junior and Restricted sections. Overall placing rosettes will also be awarded.

80. Method of Judging

There may be up to three judges for each National Championships class taken from the official RDA Judges list contained in this booklet. The Dressage Committee reserves the right to invite other selected judges.

81. Jury of Appeal

There will be a jury of appeal consisting of the Dressage Committee Chairman, a Senior Judge and a member of the RDA Dressage Committee.

82. National Championships Tests

Grade	Test	Year	Profile
Grade Ia	Championship Test	2012	1, 2, 3, 5, 7, 12a, 13
Grade Ib	Championship Test	2012	4, 6, 9, 10a, 11a, 12b, 31a
Grade II	Championship Test	2012	8, 10b, 11b, 14, 17a, 18a, 27, 31b, 32
Grade III	Championship Test	2012	15, 17b, 18b, 19a, 21, 25, 26a, 28, 36
Grade IV	Championship Test	2012	16, 19b, 20, 22, 23, 24, 26b, 37a
TVI/PVI Walk Only	TVI/PVI Test 1	2012	36 (B1), 37a (B2)
TVI/PVI Walk & Trot	TVI/PVI Test 2	2012	36 (B1), 37a (B2)
TVI/PVI Canter	TVI/PVI Test 3	2012	36 (B1), 37a (B2)
Grade I-V Walk Only	Grade Ia Championship Test	2012	30, 37b, 42 & non classified riders
Grade I-V Walk & Trot	Grade V Test	2012	30, 37b, 42 & non classified riders
Grade I-V Canter	Grade V Championship Test	2012	30, 37b, 42 & non classified riders

Please note Grade III and IV riders who do not wish to canter may ride in I-V Championship Classes.

Riders may also ride a Freestyle to music test in Grade I-IV (one to four). Riders in the Grade I-V (one to five) classes may ride a Freestyle without music in either walk, walk and trot or with canter. The RDA Freestyle classes will be run at the Championships without music. Classes will be divided into Open, Junior and Restricted sections.

Riders who are Graded I-IV may either ride a Graded Freestyle test with music or the RDA I-V Freestyle without music.

83. Commanders

Commanders may be used in all National Championships tests except Freestyle to music. In all outdoor arenas commanders must stand at E.

84. Intellectual Disability (I/D)

The F.E.I. does not currently classify Intellectual Disability (including Learning Difficulties), as profile 39 is under review. RDA will continue to offer competition at Group, Regional and National level for riders that are Intellectually Disabled (including Learning Difficulties) within their own or Grade I-V classes.

Grade	Test	Year	Profile
I/D Walk & Trot	Grade Ib Championship Test	2012	39
I/D Canter	Grade III Championship Test	2012	39

Section 8 – Interpretation of Dressage Tests

85. Interpretation of Dressage Tests

- a) A rider in movement along the outer track will continue along it on the same rein without alteration of pace or manner of riding, until instructed to do otherwise. If required to leave this track and return to it e.g. when circling the rider will continue along the track in the same manner of going as he left it and on the same rein unless instructed to do otherwise.
- b) For a simple 'turn right' (or left) the rider will change the direction through 90° by riding a quarter of a small circle (as at a corner) beginning before reaching the marker and finishing on a line at right angles to the track and directly opposite the marker. For 'track right' (or left) at any marker the rider will turn in a similar manner but will finish on the outer track or centre line N.B. the horse must not begin by swinging in the opposite direction and then cross the line of approach. 'To move diagonally' across the arena, say from M to K for a change of rein, the turn from the track should begin at M and the turn to the track should be completed at K. The course between turns will be a straight line passing through X but it will be at a slight angle to the alignment M K.
- c) 'Change of pace' at a given marker. The horse should make the first step of the new pace as the rider passes the marker (it follows that when the transitions are progressive they must begin before reaching the marker).
- d) 'Free walk' is a pace at which the horse is allowed complete freedom to lower and stretch out his head and neck. The horse takes long strides and is not allowed to become lazy. Reins may become long or loose.
- e) 'Leave the arena at A'. After the final salute the rider should move off forward from the halt at the specified pace, turn left or right and proceed directly to the exit at A.
- f) 'Duration of judging'. The judging begins when the rider enters at A and finishes when the rider leaves at A.

86. Directive Ideas for Tests

Entry	The straightness of the entry.
Halt	The squareness of the halt and the immobility. The smoothness and straightness of the move off.
Walk	At all times and in all work, correctness of the pace, rhythm and regularity, activity, acceptance of the bit with a rounded outline. Balance.
Free Walk	The freedom and lengthening of the stride. The stretching of the top line. The smoothness of the transition to and from free walk. Reins may be long or loose.
Taking the Reins	The freedom from resistance and tension. The maintenance of rhythm and activity.
Circles, Corners	The bend, balance and shape.
Leg Yield	Flexion in the poll, straightness, crossing with flow, angle, willingness and forwardness.
Shoulder In	The bend, angle and flow. Crossing in front and engagement behind. The willingness and freedom from tension.
Pirouette	Maintenance of walk, crossing in front but not behind, the bend, balance and size.
Rein Back	Smoothness, correctness of stride, straightness, number of strides, the willingness without anticipation.

Trot	At all times and in all work, correctness of pace, rhythm and regularity, impulsion and engagement, acceptance of the bit with a rounded outline, lightness of forehand. Balance.
Medium Trot	The lengthening of stride and frame whilst maintaining rhythm and balance. Cannon bones more or less parallel in diagonal pairs and the engagement. Transitions to and from medium trot coming from behind without resistance.
Some Medium Trot Strides	As medium trot but only a few strides should be shown with clear transitions.
Canter	At all times and in all work, correctness of pace, rhythm and regularity, impulsion and engagement, acceptance of bit with a rounded outline, lightness of forehand. Balance.
Medium Canter	Lengthening of stride and frame. Straightness and balance. Engagement from behind in transitions to and from medium canter.
Some Medium Canter Strides	As above but only a few strides should be shown with clear transitions.
Counter Change of Hand	The definition of counter is: opposite direction or reversed (Oxford English Dictionary). Counter change of hand is where you change the rein (hand) and back again to the original rein (hand) e.g. if you are on left rein and ride FXM finishing on the left rein (hand), you have done a counter change of hand. (You are on a right rein curve before, through and just after X, then straight and bend left).
Counter Canter	Canter right on the left rein curve or canter left on a right rein curve.
Halt	Engagement into the halt, straightness, squareness, immobility and attention.

Section 9 - Rule Differences between RDA, British Dressage (BD) and the Federation Equestre Internationale Para Equestrian (FEI)

Rule	BD	F.E.I	RDA
Warming up before test	Anybody can ride the horse	I, II anybody until 15 min, before test. Rider only for III or IV	Rider, Trainer or nominated person until 20 minutes before the test.
Time allowed to enter arena	45 sec	60 sec.	60 sec.
Salute	One hand on reins, hat off.	Either hand or nod	Either hand or nod
Commander	Yes but not in Championships	Exemptions (read twice)	Yes (read twice)
Use of Voice	No	I, II and exemptions III and IV	Yes
Resistance	20 sec.	60 sec.	60 sec.
Rising trot	Novice and when stated in test	Yes always allowed	Yes always allowed
Companion horse	Only for Grades I & II	Yes	Yes
Spurs	Yes	Yes if leg(s) under control	Yes if leg(s) under control
Bridle	Snaffle or double all Grades	I, II snaffle only III, IV double allowed	Snaffle. Double bridle if approved.
Chaps	Yes (plain)	Yes	Yes
Whips	Yes max length 1m 20cm	Yes, max length 1m 20cm and two with exemption	Yes, max length 1m 20cm and two with exemption
Hats with harness	Optional	Yes	Yes
Gloves	Yes	If possible	If possible
Errors of course	Third eliminates	Fourth eliminates	Fourth eliminates
F.E.I PE ID classification cards (and permitted compensating aids)	Yes, but not int. Cards for lowest tests in Para Trials	Yes	No
Wearing of Blindfolds for B1 Riders	Not when using non F.E.I. tests	Yes when using F.E.I. tests	No

Section 10 - Contacts

Dressage Committee

Name	Role	Contact details
Mrs Hilary Richardson	Chairman	Lodgefield, Hunt Paddocks, Rouncil Lane, Kenilworth, Warwickshire, CV8 1NL. Tel: 01926 857379 Email: hilary@lodgefield.net
Mrs Anona White	Regional or County Instructor, current or past	White Cottage, Weston Lane, Oswestry, SY11 2BB Tel: 01691 661128 Email: tanonag@btinternet.com
Mrs Celia Baker	Regional or County Chairman, current or past	High Gables, Much Birch, Hereford, HR2 8HU Tel: 0845 241 6306 Email: rdawestmercia@hotmail.co.uk
Mrs Jane Goldsmith	International Para Equestrian Judge	4 St Giles Road, Gaydon, Warwick, CV35 0EW Tel: 01926 642571 Email: jg.intequine@btinternet.com
Mrs Lynn Lawford	Classifying Physiotherapists	Penraig, Pontfadog, Llangollen, Clwyd, LL20 7AU Tel: 01691 718756 Email: Kplclawford@hotmail.com
Mrs Carolyn Gardiner	RDA accredited Dressage Judge	The Old Rectory, Lilley, Newbury, Berkshire, RG20 7HH. Tel: 01488 638227 Email: carolyngardiner@waitrose.com
Mrs Barbara Birchall	Regional Dressage Co-ordinator	Greencroft, Main Street, Bishop Monkton, Harrogate, North Yorkshire, HG3 3QP Tel: 01765 677418 Email: barbarabirchall@aol.com
Mr Erik MacKechnie	Regional Dressage Co-ordinator	Greenbrae West, 3 Pitkellony Street, Muthill Crieff, PH5 2AF Tel: 07769 553065 Email: erikmac@aol.com
Mr Simon Laurens	Rider Representative	Upper Farm, Great Whitcombe, Gloucester, Gloucestershire, GL3 4TT Tel: 01452 864480 Email: simon@simonlaurens.co.uk
Mr E. Bracher	RDA Chief Executive (non-voting member)	RDA National Office, Norfolk House, 1A Tournament Court, Edgehill Drive, Warwick, CV34 6LG Tel: 0845 658 1082 Fax: 0845 658 1083 Email: ebracher@rda.org.uk

Dressage Coordinators

Region	Contact Details
East	Mrs C. Grieve, Badgers Walk, Frithsden Copse, Berkhamstead, Hertfordshire HP4 2RG Tel: 01442 865154 Email: christinamgrieve@hotmail.com
East	Miss S. Diggins RDAI, Jordans Farm, Rookwood Lane, Preston St Mary, Sudbury, Suffolk, CO10 9LY Tel: 01787 247810 Email: sdiggins@rda-east.org.uk
Edinburgh & Borders	Mr E. Mackechnie, Greenbrae West, 3 Pitkellony Street, Muthill, Crieff, PH5 2AF Tel: 07769 553065 Email: ericmac@aol.com
Grampian & Highland	Mr A Wrate, 8 Kirkhill Drive, Oldmeldrum, Inverurie, Aberdeenshire, AB51 0AX. Tel: 01651 872889 Email: wrate@hotmail.com
Greater London	Mrs S. Healing, Penniwells Riding Centre, Penniwells Farm, Edgwarebury Lane, Elstree, Hertfordshire, WD6 3RG Tel: 0208 2074525 Email: s.healing@hotmail.com.com
Mid West	Mrs S. Hall, Urchinwood Manor, Congresbury, Nr Bristol, Avon, BS49 5AP. Tel: 01934 833248
North	Miss J. Newsham RDAI, Tethers End, Great Urswick, Nr Ulverston, Cumbria, LA12 0SX Tel: 01229 582244 Email: julie@newsham.org
North East & South Yorkshire	Miss C. Brown, Pennine Community, Old Colliery, Wood Lane, Chapelthorpe, Wakefield, WF4 3JH Tel: 01924 241341 Email: carolyn.brown@pennine.co.uk
North Midlands	Mrs K A Thompson RDASI, 34 Ninth Avenue, Grantham, Lincolnshire, NG31 9TF Tel: 01400 250228 Email: karenthompson@madasafish.com
North Wales	Mrs J. Madigan, Orchard Bank, 58 Birches Lane, Lostock Green, Northwich, Cheshire, CW9 7SN Email: julie.piero@merehaven.freeserve.co.uk
North West	Mrs J. Dixon BSc (Hons), 11 Dean Close, Partington, Manchester, M31 4BQ Tel: 0161 775 0820 Email: sidesaddlejen@googlemail.com
Northern Ireland	Ms C. Walker, Chargol Stables, 45 Longrig Road, Nutts Corner, Crumlin, BT29 4SY Tel: 028 9082 4024 Email: katie1630@hotmail.co.uk
South	Mr C. E. Milkins RDASI, Mill House Farm Cottage, Frame Wood Road, Fulmer, Buckinghamshire, SL2 4QR. Tel: 01753 662796 Email: milkins_clive@hotmail.com
South East	Mrs F. Dent, 1 Delaware Cottages, Hever Road, Edenbridge, Kent, TN8 7LD Tel: 01732 864907 Email: fident@talktalk.net
South Wales	Miss A. Jeynes, Mount Pleasant Stables, Rhiwr Ceiliog, Pencoed, Mid Glamorgan, CF35 6NE Tel: 01656 862012 Email: anneli@rockcommercials.co.uk
South West	Mrs S. J. Veale, Buckstone House, Upton Hellions, Crediton, Devon, EX17 4AE Tel: 01363 775252 Email: sjv@buckstone.eclipse.co.uk
West & Central Scotland	Mrs C. Burton, Burndale, 72 Hall Road, Nemphlar, Larnark, Lanarkshire, ML11 9JE Tel: 01555 660611 Email: reynwood@hotmail.com
West Mercia	Mrs C. Baker, High Gables, Much Birch, Hereford, HR2 8HU Tel: 0845 241 6306 Email: rdawestmercia@hotmail.co.uk
Yorkshire & Cleveland	Mrs B. Birchall, Greencroft, Main Street, Bishop Monkton, Harrogate, North Yorkshire, HG3 3QP. Tel: 01765 677418 Email: barbarabirchall@aol.com

RDA Classifying Physiotherapists

Name	Contact details
Dr C. Meaden	9 Bloomfield Road, Maidenhead, Berkshire SL6 4NS Tel: 01628 629601 Email: chris@meaden.co.uk
Miss G. Bingham	Liberty Hill Farm, 8 Cairnhill Road, Templepatrick, Ballyclare, Co Antrim, BT39 0JA (Please contact by post)
Mrs J. Bott	Kew House, 23 Anchor Road, Calne, Wiltshire, SN11 5DY Tel: 01249 813021 Email: jennybott42@hotmail.com
Mrs G. Docherty	5 Currievale Park, Currie, Edinburgh, EH14 5TJ Email: gdoc11@hotmail.com
Mrs J. Grant	10 Hamilton Road, Colchester, CO3 3DZ Tel: 01206 573337 Email: jackie.grant@tiscali.co.uk
Mrs J. Furnell	Glensherup House, Glendevon, By Dollar, Perthshire, FK14 7JY Tel: 01259 781234 Email : furnell@btinternet.com
Ms R. Henry	St. Johnstown, Fethard, Co. Tipperary, Ireland Tel: +353 86 8173040 Email: roisinhenry@hotmail.com
Mrs L. Lawford	Penraig, Pontfadog, Llangollen, Clwyd LL20 7AU Tel: 01691 718756 Email: kplclawford@hotmail.com
Mrs J. Leigh	Birch Mill, Crook, Kendal, Cumbria, LA8 8LE Tel: 01539 821339 Email: judy@birchmill.co.uk
Ms H. Mathie	Golland Farm, Golland Lane, Burrington, Umberleigh, Devon EX37 9JP Tel: 07779 587472 Email: helenmathie@btinternet.com
Ms J. Morley	East Sussex National Golf Resort & Spa, Horsted Health Club, Little Horsted, Uckfield, East Sussex TN22 5ES Tel: 07917 028370 Email: jmorley4126@hotmail.com
Mrs E. O'Donnell	42 Foliat Drive, Wantage, Oxfordshire, OX12 7AL Tel: 01235 760460
Mrs A. Pell	3 Latchmere Road, Kingston, Surrey KT2 5TP Email: antheapell@hotmail.com
Mrs J. Sherriff	18 Beechwood Close, North Ascot, Berkshire SL5 8QJ (Please contact by post)
Miss E. Woodward	25 Cavenham Gardens, Hornchurch, Essex, RM11 2AU Email: emma@woodward.me.uk

RDA Dressage Judges Panel

List 1

AMOS Mrs B, 2 The Ridgeway, Alton, Hampshire GU34 2RZ	01420 88068
BRYANT Mrs I, Deanscote, Sand Lane, Northhill, Biggleswade SG18 9AE	01767 627372
DARKEN Ms A, Stock Farm, Matching Green, Harlow, Essex CM17 0RN	01279 731447
FIRMSTON-WILLIAMS Ms J, Bay Tree Farm, Bucks Hill, Chipperfield, Herts, WS4 9AU	01923 260020
GOLDSMITH Mrs J, FBHS, 4 St Giles Road, Gaydon, Warwick CV35 0EW	01926 642571
LEITCH Mrs S E R, Little Hope, Ullingswick, Hereford HR1 3JF	01432 820510
LEWIS Miss G, 27 Merrington Close, Kirk Merrington, Spenny Moor, County Durham, DL16 7HX	07710 021279
MASON Miss D, Pastures Farm, Loxley, Warwickshire CV35 9JR	01789 841841
MASTIN-MOORE Mrs A, 60 Ballymoney Road, Barridge, County Down, BT32 4DK	028 4062 3768
NEWALL Mrs M, Fouracres, Sandpit Hill, Cholesbury, Tring, Herts HP23 6NG	01494 758515
PEBERDY Mrs J, 132 Lutterworth Road, Blaby, Leicester LE8 4DP	01162 784466
PETTY Mrs S R, Meadowcroft House, Churchstanton, Taunton, Somerset, TA3 7RN	01823 601058
ROBINS Miss M, Home Close Farm, Butlers Cross, Aylesbury, Buckinghamshire HP17 0TR	01296 622196

List 2a

GARDINER Mrs C, The Old Rectory, Lilley, Newbury, Berkshire RG20 7HH	01488 638227
PORTERFIELD Mrs C, 5 Colbert Drive, Narborough Road, South Leicester LE3 2JB	01162 919470
ROBINSON Mr J, 30 Cardigan Road, Bedworth, Nuneaton, Warwickshire CV12 0LY	024 7636 4934
RODGER Miss S, 70 Ravenscroft, Middlewich Road, Holmes Chapel, Cheshire, CW4 7HJ	01477 533892
SCOTT Mrs F, Cotswold Lodge, Southam Road, Priors Marston, Rugby, Warwickshire CV47 7SU	01926 817243
WARDLE Mrs D, Priest House, Fosseway, Moreton Morrell, Warks, CV35 9BX	01926 651573
WOOD Miss J, Frith Farm Cottage, Otterden, Faversham. Kent, ME13 0DD	01795 890239

List 2

ANGEL Mrs B, Beslyns Cottage, Beslyns Road, Great Bardfield, Braintree, Essex, CM7 4TG	01371 811146
BEATTIE Mrs P, Lossit Farm, Queenzieburn, Kilsyth, Stirlingshire G65 9LF	01236 822488
FILTNESS Mrs W, The Old Town House, Belchamp Walter, Sudbury, Suffolk, CO10 7AR	01787 375739
HEAD Mrs J R, Fiddlers Green, Church Farm Lane, Marsworth, Tring, HP23 4ND	01296 661444
HILLIER Mrs R, Linnaeus, Norwich Road, Scole, Diss, Norfolk, IP21 4DY	01379 740158
LUKE Mrs W, Denton House, Denton, Oxford OX44 9JF	01865 874440
MACKIE Mrs E, Copville, Fingest, Henley on Thames, Oxon, RG9 6TH	01491 638207
MAKEY-HARFIELD Ms G, BHSII, Prospect Farm Livery Yard, Cattistock, Dorchester, Dorset, DT2 0JB	01300 320820
McGAREL-GROVES Mrs J E, Home Farm, Salters Lane, Ludgershall, Buckinghamshire, HP18 9NY	01844 239468
SCRIMGEOUR Mrs R, 5 Jeffries Close, College Fields, Marlborough, Wiltshire SN8 1UB	01672 514276
SEAL Mrs J, The White House, Dean Hill, West Dean, Salisbury, SP5 1HN	01794 885795
SMITH Mr L, No 1 Wedderlie, Gordon, Berwickshire TD3 6NW	01578 740281
SPENS Miss J, BHSI, Glenraig, Kilmacolm, Renfrewshire PA13 4PT	01505 872581
WATTS Mrs P E, 2 Fox & Hounds Cottages, Hancombe Road, Little Sandhurst, Berkshire, GU47 8NP	01344 778621

List 3a

BUSHELL Mrs P, Amber Lodge, 5 Tannery Lane, Odell, Bedfordshire MK43 7AJ	01234 721140
DUCK Mrs A, West Cottage, Hyde End Lane, Brimpton, Reading, Berkshire, RG7 4RJ	01189 717204
HERBERT Mrs N, Westwood Lodge, Glaphorn, Peterborough, Cambridgeshire PE8 5BH	01832 205218
HOLDERNESS-RODDAM Mrs J, Church Farm, West Kington, Chippenham, Wiltshire SN14 7JE	01249 782050
SACKVILLE-HAMILTON Mrs M, Acklam Grange, Malton, North Yorkshire YO17 9RG	01653 658217
STAINES Mrs S, Bambury Farm, Bambury Lane, Peatling Magna, Leicestershire, LE8 3QV.	0116 2478907

List 3

ANDERSON Mrs A, Tiley House, Middlemarsh, Sherborne, Dorset, DT9 5QL	01300 345375
CRAFTS Mr P, The Apple Chamber, Cherry Tree Farm, Laneham, Retford, Notts, DN22 0NG	01777 228094
DARKEN Mrs S, Meadow Cottage, Bury Green, Little Hadham, Ware, Hertfordshire, SG11 2EY	01279 507861
DU PLESSIS Mrs N C, Latchley Meadows Farm, Latchley, Gunnislake, Cornwall PL18 9AX	01822 833819
EDWARDS Mrs S R, 57 Ormskirk Road, Rainford, St Helens, Lancashire, WA11 8DQ	01744 884510
GOMES R, 32 Milbrook Road, Clandeboye, Bangor, Co. Down, BT19 1UU	02891 852221
HAVIS Mrs C, 45 Butterwell Drive, Pegswood, Morpeth, Northumberland	01670 503561
NICHOLSON A, 49 Loanends Road, Nutts Corner, Crumlin, Co. Antrim, BT29 4YW	07720 030038
MACKENZIE Mrs S G, Springfield House, Corry, Muir-Of-Ord, Ross Shire, IV6 7TN.	01463 870574
SOLT Mrs J, Blackdown Farm, Leamington Spa, Warwickshire CV32 6QS	01926 422522
SPEER Mrs C, 36 The Kingfishers, Verwood, Dorset BH31 6NP	01202 827512
TAYLOR Mrs A, Westburn Steading, Dunning, Perth PH2 0QY	01738 730369
TIDMARSH Mrs M, Ye Olde Forge, Tetbury Lane, Crudwell, Wiltshire, SN16 9HB	01666 577844
WEST Mrs M J, Threshing Barn, Ribbonwood Farm, Anderson, Dorset, DT11 9HE	01929 472871

List 4

CARSTAIRS Miss H, Bargate Cottage, Gleneagles, Auchterarder, Perthshire PH3 0PJ	01764 682207
DRYDEN Ms C, Blue House Farm, Dalton Back Lane, Claxton, Billingham, Cleveland TS22 5PN	01429 872050
FFITZSIMONS C, 33 Rathoath Estate, Cabra West, Dublin	+353867928359
GALLAND Mrs M, Walnut Tree Stud, Tanners Lane, Carol Green, Berkswell, Warwickshire, CV7 7DA	024 7646 1793
GRANT Mrs L, Calypso, Caskieben, Kinellar, Aberdeenshire, AB21 0TD	01224 790714
GREEN Mrs A, 34 Main Street, South Rauceby, Sleaford, Lincs, NG34 8QG	07803 128235
HOPE Lady, 34 India Street, Edinburgh, EH3 6HB	07885 645543
KLAUS Mrs J, 14 Woodland Park Road, Headingley, Leeds LS6 2AZ	0113 293 9159
LEICESTER Mrs L, Patria Lodge, Jekylls Gate, Fleet Fen, Nr Holbeach, Lincolnshire, PE12 8QS	01406 422554
LYWOOD Miss J, 27 West Garth Garden, Bury St Edmunds, Suffolk IP33 3LB	01284 752595
MARTIN-BIRD Miss T. FBHS, Saucelands Bungalow, Coolham, Horsham, Sussex, RH1 8QG.	01403 741635
MCKEE Mrs G, Moreland, Eastend, Lochwinnoch, Renfrewshire PA12 4EP	01505 842419
MILNE Mrs M, Wellhall Cottage, Dollar, Clackmannanshire, FK14 7NA	01259 742402
PATCHETT Miss J, 1 Buller Road, Leiston, Suffolk, IP16 4HA	01728 832181
PATTERSON Mr D, 73 Victoria Avenue, Newtownards, Co. Down, BT23 7ED	02891 821668
PROCTOR Mrs J, 4 Fetherston Crescent, Ryton on Dunsmore, Warwickshire, CV8 3EZ	02476 302084 07747 608723
RYAN P, Prospect Farm, Monknewtown, Slane, Co. Meath	+353862838616
SIMMS Mrs M, Rocklands, The Bent, Curbar, Calver, Hope Valley, Derbyshire, S32 3YD	01433 630043
SMITH Mr S, Thacker Gate, Old Ham Lane, Lenham, Kent, ME17 2LR	01622 853773
STANIER Mr R, 30 Cardigan Road, Bedworth, Nuneaton, Warwickshire CV12 0LY	024 7636 4934
VERNON Mrs L D, Overbank Farm, Pexhill Road, Gawsworth, Macclesfield, Cheshire, SK11 9PY	01625 424349

List 5

BELL Ms S, Holly Cottage, 84 Causeway East, Wyberton, Boston, Lincs, PE21 7AR	01205 310207
BELTON Ms C M, West View, Yarburgh, Louth, Lincs, LN11 0PL	01507 363261
BLACK Mr I, 107 – 109 High Street, Newton-le-Willows, Merseyside WA12 9SL	01925 292064
CODD Mrs M, Dirhams, Colsterworth Road, Stainby, Grantham, Lincs, NG33 5QT	01476 861022
CULL B, 118d Finvoy Road, Ballymoney, Co. Antrim BT53 7JL	028 27 662821
DARRALL-REW Mrs A, Priddacombe Farm, Bolventor, Launceston, Cornwall, PL15 7TY	01566 86112
GADD Miss C, Greystones Cottage, Vicarage Lane, Mark Somerset TA9 4NN	01934 751226
GEORGE Mrs M, Bryn Banalog, Pumpsaint, Llanwrda, Carmarthenshire, SA19 8DJ	01558 650219
GLADWYN Miss V, Clochcan House, Auchnagatt, Ellon, Aberdeenshire, AB41 8TD	01358 701301
HARRISON Mrs P, Howard House, Hethersgill, Carlisle, Cumbria, CA6 6HW	01228 675000
JOLLY Mrs A, 13 Darwin Avenue, Buxton, Derbyshire, SK17 6NF	01298 22557
KENNEDY Mrs A, Ruskinville, Little Switzerland, Douglas, Isle of Man IM2 6AE	07624 491911
KENNEDY Miss L, Trevalyn Wood, Manor Road, Rossett, Nr Wrexham, LL12 0EG	01244 571224
LAURENS Mr S, Kimsbury Cottage, Birdlip, Gloucestershire, GL4 8JH	07795 364495
McCORMACK D, Abbey Hill, Crossreagh, Mullagh, Via Kells, Co. Meath	+353498543689
MORRIS Miss J, Farmcote, Nettlesworth Lane, Old Heathfield, Sussex TN21 9AP	01435 862523
MULVANEY Mrs I, Ael-y-Bryn, Peniel, Camarthen, Dyfed, SA32 7AB	01267 238541
O'DONNELL Mrs J, Willards Hill Cottage, Ludpit Lane, Etchingham, East Sussex TN19 7DB	01580 819269
PENMAN Miss L, West Broadlaw, By Dechmont , West Lothian, EH52 6NB	01506 811225
SMITH Mrs B, Sharrocks Farm, Blackrod, Bolton, Lancashire BL6 5LL	01257 480359
WOFFINDEN Mrs P, 63 Mallinson Oval, Harrogate, HG2 9HJ	01423 879294

List 6

ALLEN Mrs L, Newfield, Craigellachie, Aberlour, Banffshire, AB38 9SR	01542 860331
BIRKETT Miss C, 2 Well Heads, Thornton, Bradford, West Yorkshire, BD13 3SJ	01274 834263
BRANDON Mrs K, Cartoft Manor, Kirbymoorside, North Yorkshire, YO62 6NU	01751 430248
BURTON Mrs L, Sherbourne House Farm, Washbrook Lane, Allesley, Coventry, CV5 9FG	024 764 02271
CAMPBELL Mrs S, Stagstones Lodge, Roundthorn, Penrith, Cumbria CA11 8SJ	01768 868249
CRADDOCK Mrs K, Reevylands, Hungate Lane, Bishops Monkton, Harrogate HG3 3QL	01765 677643
DIXON Mrs J, 11 Dean Close, Partington, Manchester M31 4BQ	0161 775 0820
DUNNING Mrs A J, BHSII, Hendre Isaf, Pentre Isa, Llangernyw, Abergete Conwy, LL22 8PH	01745 860422
GARBUTT Mrs N, Hollin Hill, Saddlers Lane, Langley Dale, Barnard Castle, Co Durham, DL12 8SD	01833 637044 07736 940820
HARPER I, Kennel Cottages, 64 Belfast Road, Saintfield, BT24 7EX	
HODGKINSON S, 4 Ballymather Road, Nutts Corner, Crumlin, Co. Antrim, BT29 4UL	02890 825531
MASSIE Mr R, Westercot, Lower Town, Malborough, Kingsbridge, Devon, TQ7 3SE	01548 560969
MEW Mrs G, Cae Glas Farm, Cae Glas Lane, Minera, Wrexham, LL11 3DB	01978 752863
SMITH Miss P J, Linden House, Lawn Drive, West Boldon, Tyne & Wear, NE36 0AZ	0191 5367666
STOW Mrs A, East Sandhills, Betchworth, Surrey RH3 7AA	01737 842394
TAYLOR Mrs W, 124 Sherbourne Avenue, Stockingford, Nuneaton, Warwickshire, CV10 9JL	024 7637 3420
THOMSON Mrs S, 42 Whitney Road, Burton Latimer, Kettering, Northants, NN15 5SL	07967 250522
URQUHART Mrs S, Dalcladach, Findhorn, Morayshire, IV36 6YY	01309 690500
WALKER Miss L B, Logiemuir, Cothal, Fintray, Aberdeen, AB21 0HU	01224 723955
WARDEN F, 18 Ballyblack Road, Newtownards, Co. Down, BT22 2AP	02891 820175
WATKINS Mrs V, Appletree Hill, Coddington, Nr Ledbury, Herefordshire, HR8 1JJ	01531 640686
WILLIAMS Mrs H, Briar Cottages, Mongoose, Mount Hawke, Truro, Cornwall TR4 8BX	01209 890611
WILSON Mrs D M, Newton Lowsteads Farm, Newton-On-The-Moor, Morpeth, Northumberland, NE65 9LW	01665 575090

Section 11 - Dressage Tests

Dressage Tests issued by the RDA and available from 2012 are as follows:

These are all new tests.

All tests are independently ridden unless otherwise stated.

Test	Test Description	To be judged by
Introduction to Dressage Tests		
1	Introduction to Dressage (led/unled) walk only	Official RDA Judge or an RDA Person who has attended an Official RDA Judges Training Day. (Except at National Championships)
2	Introduction to Dressage (led/unled) walk only	
3	Introduction to Dressage (led/unled) walk & trot	
4	Introduction to Dressage (led/unled) walk & trot	
Grade Ia Tests		
Intro	Walk only (led/unled)	To be judged by an Official RDA Judge
Intermediate	Walk only	
Championship	Walk only	
Grade Ib tests		
Intro	Walk and trot (led/unled)	To be judged by an Official RDA Judge
Intermediate	Walk and trot	
Championship	Walk and trot	
Grade II Tests		
Intro	Walk and trot	To be judged by an Official RDA Judge
Intermediate	Walk and trot	
Championship	Walk and trot	
Grade III Tests		
Intro	Walk, trot and canter	To be judged by an RDA Judge List 1- 5
Intermediate	Walk, trot and canter	
Championship	Walk, trot and canter	
Grade IV Tests		
Intro	Walk, trot and canter	To be judged by an RDA Judge List 1-4
Intermediate	Walk, trot and canter	
Championship	Walk, trot and canter	
Grade V Tests		
Grade V	Walk and trot	To be judged by an RDA Judge List 1-4
Championship	Walk, trot and canter	
TVI/PVI Tests		
1	Walk only	To be judged by an RDA Judge List 1-4
2	Walk and trot	
3	Walk, trot and canter	
Freestyle Tests		
To be judged by an RDA Judge List 1-4		

**N.B. RDA Tests are copyright of the RDA.
F.E.I. Para Equestrian tests are copyright of the F.E.I.**

RDA Introduction to Dressage

Test 1 (2012) walk only with or without leader

The Scale of the marks is as follows:

10 Excellent	4 Insufficient
9 Very Good	3 Fairly Bad
8 Good	2 Bad
7 Fairly Good	1 Very Bad
6 Satisfactory	0 Not performed
5 Sufficient	

Allow 8 minutes between tests

Arena 20m x 40m

Penalties for Errors of Course

First Error	2 marks
Second Error	4 marks
Third Error	8 marks
Fourth Error	Elimination

		TEST	Max. Marks
1.	A X	Enter in medium walk Proceed in medium walk	10
2.	C E	Track left Turn left	10
3.	X	Halt. Immobility 6 seconds proceed in medium walk	10
4.	B FAK	Track right Medium walk	10
5.	KH	Free walk	10
6.	HC CM	Transition to medium walk Medium walk	10
7.	B X	Turn right Halt. Immobility 6 seconds proceed in medium walk	10
8.	E A X	Track left Down centre line Halt. Salute, leave arena in free walk at A	10

Collective Marks

1.	Paces (freedom and regularity)	10
2.	Submission way of going (attention and confidence, ease of movements, acceptance of bridle)	10
3.	Skill and accuracy of rider	10 x 2
4.	Rider's position and seat; correctness and effect of the aids	10
Total Marks		130

If led, the leader should have minimal influence on the pony or rider. The amount of influence will be reflected in the marks. One mark will be deducted from the movement score on each occasion that the leader is seen to influence the horse/pony. The leader should lead from the inside, changing sides in front of the pony at the halt movement.

RDA Introduction to Dressage Test 2 (2012) walk only with or without leader

The Scale of the marks is as follows:

10 Excellent	4 Insufficient
9 Very Good	3 Fairly Bad
8 Good	2 Bad
7 Fairly Good	1 Very Bad
6 Satisfactory	0 Not Performed
5 Sufficient	

Allow 8 minutes between tests

Arena 20m x 40m

Penalties for Errors of Course

First Error	2 marks
Second Error	4 marks
Third Error	8 marks
Fourth Error	Elimination

		TEST	Max. Marks
1.	A X	Enter in medium walk Proceed in medium walk	10
2.	C CH	Track left Medium walk	10
3.	HK	Free walk	10
4.	KAF	Medium walk	10
5.	F	Circle left 10m diameter	10
6	FB B	Medium walk Turn left	10
7	X	Halt, immobility 5 sec.(leader change side) proceed in medium walk	10
8.	E EH	Track right Medium walk	10
9.	H	Circle right 10m diameter	10
10	HCM	Medium Walk	10
11	MF	Free Walk	10
12	F A	Medium Walk Turn down centre line	10
13	X	Halt, immobility, salute Leave the arena at free walk	10

Collective Marks

1.	Paces (freedom and regularity)	10
2.	Submission way of going (attention and confidence, ease of movements, acceptance of bridle)	10
3.	Skill and accuracy of rider	10 x 2
4.	Rider's position and seat; correctness and effect of the aids	10
Total Marks		180

If led, the leader should have minimal influence on the pony or rider. The amount of influence will be reflected in the marks. One mark will be deducted from the movement score on each occasion that the leader is seen to influence the horse/pony. The leader should lead from the inside, changing sides in front of the pony at the halt movement.

RDA Introduction to Dressage Test 3 (2012) walk & trot with or without leader

The Scale of the marks is as follows:

10 Excellent	4 Insufficient
9 Very Good	3 Fairly Bad
8 Good	2 Bad
7 Fairly Good	1 Very Bad
6 Satisfactory	0 Not Performed
5 Sufficient	

Allow 8 minutes between tests

Arena 20m x 40m

Penalties for Errors of Course

First Error	2 marks
Second Error	4 marks
Third Error	8 marks
Fourth Error	Elimination

		TEST	Max. Marks
1.	A X	Enter in medium Walk Proceed in medium walk	10
2.	C HEK K	Track left Free walk Medium walk	10
3.	A AF	Circle left 20m diameter Medium walk	10
4.	FBM MCHE	Trot (<i>or walk, to include a 10m circle at B</i>) Medium walk	10
5.	EX X	Half a 10m circle left Halt, leader changes side	10
6.	XB BFA	Half a 10m circle right Medium walk	
7.	A AK	Circle right 20m diameter Medium walk	10
8.	KEH HCM	Trot (<i>or walk, to include a 10m circle right at E</i>) Medium walk	10
9.	MXK K	Change the rein in free walk Medium walk	10
10.	A	Turn down centre line	10
11.	X	Halt, Salute Leave the arena at free walk	10

Collective Marks

1.	Paces (freedom and regularity)	10
2.	Submission way of going (attention and confidence, ease of movements, acceptance of bridle)	10
3.	Skill and accuracy of rider	10 x 2
4.	Rider's position and seat; correctness and effect of the aids	10
Total Marks		160

If led, the leader should have minimal influence on the pony or rider. The amount of influence will be reflected in the marks. One mark will be deducted from the movement score on each occasion that the leader is seen to influence the horse/pony. The leader should lead from the inside, changing sides in front of the pony at the halt movement.

RDA Introduction to Dressage Test 4 (2012) walk & trot with or without leader

The Scale of the marks is as follows:

10 Excellent	4 Insufficient
9 Very Good	3 Fairly Bad
8 Good	2 Bad
7 Fairly Good	1 Very Bad
6 Satisfactory	0 Not Performed
5 Sufficient	

Allow 8 minutes between tests

Arena 20m x 40m

Penalties for Errors of Course

First Error	2 marks
Second Error	4 marks
Third Error	8 marks
Fourth Error	Elimination

		TEST	Max. Marks
1.	A X	Enter in medium walk Proceed in medium walk	10
2.	C CH	Track left Medium walk	10
3.	HK	Trot	10
4.	KAF	Medium walk	10
5.	F	Circle left 10m diameter	10
6	FB B	Medium walk Turn left	10
7	X	Halt, immobility 5 sec.(leader change side) proceed in medium walk	10
8.	E EH	Track right Medium walk	10
9.	H	Circle right 10m diameter	10
10	HCM	Medium Walk	10
11	MF	Trot	10
12	F A	Medium Walk Turn down centre line	10
13	X	Halt, immobility, salute Leave the arena at free walk	10

Collective Marks

1.	Paces (freedom and regularity)	10
2.	Submission way of going (attention and confidence, ease of movements, acceptance of bridle)	10
3.	Skill and accuracy of rider	10 x 2
4.	Rider's position and seat; correctness and effect of the aids	10
Total Marks		180

If led, the leader should have minimal influence on the pony or rider. The amount of influence will be reflected in the marks. One mark will be deducted from the movement score on each occasion that the leader is seen to influence the horse/pony. The leader should lead from the inside, changing sides in front of the pony at the halt movement.

RDA DRESSAGE
Grade Ia Intro Test (2012) walk only
(with or without leader)

The Scale of the marks is as follows:

10 Excellent	4 Insufficient
9 Very Good	3 Fairly Bad
8 Good	2 Bad
7 Fairly Good	1 Very Bad
6 Satisfactory	0 Not Performed
5 Sufficient	

Allow 8 minutes between tests

Arena 20m x 40m

Penalties for Errors of Course

First Error	2 marks
Second Error	4 marks
Third Error	8 marks
Fourth Error	Elimination

		TEST	Max. Marks
1.	A	Enter in medium walk	10
2.	C HE E	Track left. Medium walk Turn left.	10
3.	XB B BFA	Medium walk. Track right. Medium walk.	10
4.	A	Halt. Immobility 4-6 seconds Proceed in medium walk	10
5.	AK KXM MC	Medium walk. Free walk. Medium walk	10 x 2
6.	C	Circle left 10m diameter.	10
7.	CX	Half circle left 20m diameter to X.	10
8.	XA	Half circle right 20 m diameter to A.	10
9.	A	10m circle right.	10
10.	AKE E	Medium walk. Turn right.	10
11	X	Turn left up centre line. towards G.	10
12	G	Halt immobility salute. Leave the arena in free walk at A	10
Total			130

Collective Marks

1.	Paces (freedom and regularity)	10
2.	Submission way of going (attention and confidence, ease of movements, acceptance of bridle)	10
3.	Skill and accuracy of rider	10 x 2
4.	Rider's position and seat; correctness and effect of the aids	10
Total Marks		180

RDA DRESSAGE
Grade Ia Intermediate Test (2012) walk only

The Scale of the marks is as follows:

10 Excellent	4 Insufficient
9 Very Good	3 Fairly Bad
8 Good	2 Bad
7 Fairly Good	1 Very Bad
6 Satisfactory	0 Not Performed
5 Sufficient	

Allow 8 minutes between tests

Arena 20m x 40m

Penalties for Errors of Course

First Error	2 marks
Second Error	4 marks
Third Error	8 marks
Fourth Error	Elimination

		TEST	Max. Marks
1.	A	Enter in medium walk	10
2.	C HXK	Track left towards H. 10m loop passing through X	10
3.	KA A AFB B	Medium walk. 10m circle left. Medium walk. Turn left.	10
4.	X	Halt 4-6 seconds immobility. Proceed in medium walk.	10
5.	E HC C CM	Track right. Medium walk. 10m circle right. Medium walk.	10
6.	MXF	10m loop passing through X.	10
7.	FAK	Medium walk.	10
8.	KXM	Free walk.	10 x 2
9.	MC C	Medium walk. Half 8m circle left, followed by 8m circle right, followed by 8 m half circle left.	10
10.	CHE E X	Medium walk. Turn left. Turn left	10
11	G	Halt. Immobility. Salute Leave the arena in free walk at A	10
Total			120

Collective Marks

1.	Paces (freedom and regularity)	10
2.	Submission way of going (attention and confidence, ease of movements, acceptance of bridle)	10
3.	Skill and accuracy of rider	10 x 2
4.	Rider's position and seat; correctness and effect of the aids	10
Total Marks		170

RDA DRESSAGE

Grade Ia Championship Test (2012)

The Scale of the marks is as follows:

10 Excellent	4 Insufficient
9 Very Good	3 Fairly Bad
8 Good	2 Bad
7 Fairly Good	1 Very Bad
6 Satisfactory	0 Not Performed
5 Sufficient	

Allow 8 minutes between tests

Arena 20m x 40m

Penalties for Errors of Course

First Error	2 marks
Second Error	4 marks
Third Error	8 marks
Fourth Error	Elimination

		TEST	Max. Marks
1.	A X	Enter in medium walk Halt, immobility, salute. Proceed in medium walk	10
2.	C HXF FA	Track left Free walk Medium walk	10
3.	A X	Down centre line 10m circle right	10
4.	X	10m circle left	10
5.	XC C	Down centre line Track right	10
6.	MH HC	Half 20m circle right in medium walk Medium walk	10
7.	CX	Half 20m circle right in medium walk	10
8.	XA	Half 20m circle left in medium walk	10
9.	FXH	Free walk	10
10.	HCMB	Medium walk	10
11.	BX	Half circle 10m	10
12.	G	Halt, immobility and salute	10
Total			120

Collective Marks

1.	Paces (freedom and regularity)	10
2.	Submission way of going (attention and confidence, ease of movements, acceptance of bridle)	10
3.	Skill and accuracy of rider	10 x 2
4.	Rider's position and seat; correctness and effect of the aids	10
Total Marks		170

RDA DRESSAGE
Grade Ib Intro Test (2012) walk & trot
(with or without leader)

The Scale of the marks is as follows:

10 Excellent	4 Insufficient
9 Very Good	3 Fairly Bad
8 Good	2 Bad
7 Fairly Good	1 Very Bad
6 Satisfactory	0 Not Performed
5 Sufficient	

Allow 8 minutes between tests

Arena 20m x 40m

Penalties for Errors of Course

First Error	2 marks
Second Error	4 marks
Third Error	8 marks
Fourth Error	Elimination

		TEST	Max. Marks
1.	A	Enter in medium walk	10
2.	C MFA	Track right Working trot	10
3.	AKE E	Medium walk Turn right	10
4.	X	Halt, immobility 5 sec, Proceed in medium walk	10
5.	B MCH	Track left Medium walk	10
6.	HKA	Working trot	10
7.	AFB B	Medium walk Turn left	10
8.	E HCM	Track right Medium walk	10
9.	MXK	Change rein in free walk	10
10.	K A	Medium walk Down centre line	10
11.	X	Halt, immobility, salute Leave the arena in free walk at A	10
Total			110

Collective Marks

1.	Paces (freedom and regularity)	10
2.	Submission way of going (attention and confidence, ease of movements, acceptance of bridle)	10
3.	Skill and accuracy of rider	10 x 2
4.	Rider's position and seat; correctness and effect of the aids	10
Total Marks		160

RDA DRESSAGE
Grade Ib Intermediate Test (2012) walk & trot

The Scale of the marks is as follows:

10 Excellent	4 Insufficient
9 Very Good	3 Fairly Bad
8 Good	2 Bad
7 Fairly Good	1 Very Bad
6 Satisfactory	0 Not Performed
5 Sufficient	

Allow 8 minutes between tests

Arena 20m x 40m

Penalties for Errors of Course

First Error	2 marks
Second Error	4 marks
Third Error	8 marks
Fourth Error	Elimination

		TEST	Max. Marks
1.	A	Enter in medium walk	10
2.	C B	Track right Turn right	10
3.	X E	Halt 4 seconds Turn Left	10
4.	EKA A	Proceed in medium walk Circle left 10 metres diameter	10
5.	A	Circle left 20 metres before X working trot	10
6.	AF	Working trot and before B medium walk	10
7.	B E	Turn left Turn right	10
8.	C	Circle right 10 metres	10
9.	C	Circle right 20 metres before X working trot	10
10.	CM	Working trot and before B medium walk	10
11.	BKAF	Change rein medium walk	10
12.	FH	Change rein free walk	10
13.	HCM G	Medium walk before B half circle right 10 metres Halt, immobility, salute	10
Total			130

Collective Marks

1.	Paces (freedom and regularity)	10
2.	Submission way of going (attention and confidence, ease of movements, acceptance of bridle)	10
3.	Skill and accuracy of rider	10 x 2
4.	Rider's position and seat; correctness and effect of the aids	10
Total Marks		180

RDA DRESSAGE Grade Ib Championship Test (2012)

The Scale of the marks is as follows:

10 Excellent	4 Insufficient
9 Very Good	3 Fairly Bad
8 Good	2 Bad
7 Fairly Good	1 Very Bad
6 Satisfactory	0 Not Performed
5 Sufficient	

Allow 8 minutes between tests

Arena 20m x 40m

Penalties for Errors of Course

First Error	2 marks
Second Error	4 marks
Third Error	8 marks
Fourth Error	Elimination

		TEST	Max. Marks
1.	A X C	Enter in medium walk Halt, immobility, salute. Proceed in medium walk Track left	10
2.	H	Transition to working trot	10
3.	EKA	Working trot	10
4.	A	Circle left 20m in working trot	10
5.	A	Transition to medium walk	10
6.	FXH	Free walk	10
7.	H C CM	Medium walk Half 8m circle right, followed by 8m circle left, followed by half 8m circle right Medium walk	10
8.	M	Transition to working trot	10
9.	BFA	Working trot	10
10.	A	Circle right 20m in working trot	10
11.	A KXM MC	Medium walk Change rein at free walk Medium walk	10
12.	C CH	Half 8m circle left, followed by 8m circle right, followed by half 8m circle left Medium walk	10
13.	H EF	Working trot Change rein	10
14.	A X	Down centre line Halt, immobility, salute	10
Total			140

Collective Marks

1.	Paces (freedom and regularity)	10
2.	Submission way of going (attention and confidence, ease of movements, acceptance of bridle)	10
3.	Skill and accuracy of rider	10 x 2
4.	Rider's position and seat; correctness and effect of the aids	10
Total Marks		190

RDA DRESSAGE
Grade II Intro Test (2012)

The Scale of the marks is as follows:

10 Excellent	4 Insufficient
9 Very Good	3 Fairly Bad
8 Good	2 Bad
7 Fairly Good	1 Very Bad
6 Satisfactory	0 Not Performed
5 Sufficient	

Allow 8 minutes between tests

Arena 20m x 40m

Penalties for Errors of Course

First Error	2 marks
Second Error	4 marks
Third Error	8 marks
Fourth Error	Elimination

		TEST	Max. Marks
1.	A	Enter in medium walk	10
2.	C B	Track right Turn right	10
3.	X E	Halt 4 seconds Turn Left	10
4.	EKA A	Proceed in medium walk Circle left 10 metres diameter	10
5.	A	Circle left 20 metres before X working trot	10
6.	AF	Working trot and before B medium walk	10
7.	B E	Turn left Turn right	10
8.	C	Circle right 10 metres	10
9.	C	Circle right 20 metres before X working trot	10
10.	CM	Working trot and before B medium walk	10
11.	BKAF	Change rein medium walk	10
12.	FH	Change rein free walk	10
13.	HCM G	Medium walk before B half circle right 10 metres Halt, immobility, salute	10
Total			130

Collective Marks

1.	Paces (freedom and regularity)	10
2.	Submission way of going (attention and confidence, ease of movements, acceptance of bridle)	10
3.	Skill and accuracy of rider	10 x 2
4.	Rider's position and seat; correctness and effect of the aids	10
Total Marks		180

RDA DRESSAGE Grade II Intermediate Test (2012)

The Scale of the marks is as follows:

10 Excellent	4 Insufficient
9 Very Good	3 Fairly Bad
8 Good	2 Bad
7 Fairly Good	1 Very Bad
6 Satisfactory	0 Not Performed
5 Sufficient	

Allow 8 minutes between tests

Arena 20m x 40m

Penalties for Errors of Course

First Error	2 marks
Second Error	4 marks
Third Error	8 marks
Fourth Error	Elimination

		TEST	Max. Marks
1.	A	Enter at working trot.	10
2.	C MBFA	Track right. Working trot.	10
3.	AC	Serpentine three loops, each loop going to the side of the arena, finishing at C on the right rein.	10
4.	CM MXK K	Working trot. Change the rein. Working trot.	10
5.	A F FB	Transition to medium walk. 8m circle left Medium walk.	10
6.	BH	Change the rein in free walk.	10
7.	HC C	Medium walk. Halt 4-6 seconds. Proceed in medium walk.	10
8.	MXK	Change rein in free walk.	10 x 2
9.	K A	Medium walk and before A transition to working trot.	10
10.	AC	Serpentine three loops each loop going to the side of the arena, finishing at C on the left rein.	10
11.	CH HXF FA	Working trot. Change the rein Working trot	10
12.	A K	Medium walk. 8m circle right.	10
13.	KX XG G	On the diagonal. Up centre line. Halt. Immobility. Salute. Leave the arena in free walk at A	10
Total			140

Collective Marks

1.	Paces (freedom and regularity)	10
2.	Submission way of going (attention and confidence, ease of movements, acceptance of bridle)	10
3.	Skill and accuracy of rider	10 x 2
4.	Rider's position and seat; correctness and effect of the aids	10
Total Marks		190

RDA DRESSAGE
Grade II Championship Test (2012)

The Scale of the marks is as follows:

10 Excellent	4 Insufficient
9 Very Good	3 Fairly Bad
8 Good	2 Bad
7 Fairly Good	1 Very Bad
6 Satisfactory	0 Not Performed
5 Sufficient	

Allow 8 minutes between tests

Arena 20m x 40m

Penalties for Errors of Course

First Error	2 marks
Second Error	4 marks
Third Error	8 marks
Fourth Error	Elimination

		TEST	Max. Marks
1.	A X	Enter in medium walk Halt, immobility, salute. Proceed in medium walk	10
2.	C MXK	Track right Change rein with a transition to working trot at X	10
3.	A AFBM	Circle left 20m diameter Working trot	10
4.	M BFA	Half circle left 10m diameter returning diagonally to the track at B Working trot	10
5.	A AKEH	Circle right 20m diameter Working trot	10
6.	H EKA	Half circle right 10m diameter, returning diagonally to the track at E Working trot	10
7.	A FXH H	Medium walk Change rein at free walk Medium walk	10
8.	C X	Down centre line Halt 5 seconds. Proceed down centre line in medium walk	10
9.	D	Circle left 8m diameter	10
10.	D DA	Circle right 8m diameter Medium walk	10
11.	A KEHCM	Track right Working trot	10
12.	MXK	Change rein showing some medium trot strides over X	10
13.	K A X	Working trot Down centre line Medium walk	10
14.	G	Halt, immobility, salute	10
Total			140

Collective Marks

1.	Paces (freedom and regularity)	10
2.	Submission way of going (attention and confidence, ease of movements, acceptance of bridle)	10
3.	Skill and accuracy of rider	10 x 2
4.	Rider's position and seat; correctness and effect of the aids	10
Total Marks		190

RDA DRESSAGE Grade III Intro Test (2012)

The Scale of the marks is as follows:

10 Excellent	4 Insufficient
9 Very Good	3 Fairly Bad
8 Good	2 Bad
7 Fairly Good	1 Very Bad
6 Satisfactory	0 Not Performed
5 Sufficient	

Allow 8 minutes between tests

Arena 20m x 40m

Penalties for Errors of Course

First Error	2 marks
Second Error	4 marks
Third Error	8 marks
Fourth Error	Elimination

		TEST	Max. Marks
1.	A C	Enter at working trot Track left.	10
2.	HE E EKA	Working Trot 20 m circle Working trot.	10
3.	A	Commence 20m circle and before X working canter on the circle.	10
4.	AFBM	Working canter	10
5.	MCH	Working trot.	10
6.	HE E (X) B	Medium walk. Turn left. (Halt 4-6 seconds immobility.) Proceed in medium walk Track right.	10
7.	(X)	The halt. The immobility.	10
8.	FAKE E EHC	Working trot 20m circle. Working Trot.	10
9.	C	Commence 20m circle and before X working canter on the circle.	10
10.	CMBF	Working canter	10
11.	F FAK	Transition to working trot. Working trot.	10
12.	KXM	Change rein showing some steps of medium trot.	10
13.	M CH	Working trot. Medium walk.	10
14.	HXF	Change rein in free walk.	10 x 2
15.	FA A D	Medium walk. Down centre line. Working trot.	10
16.	G	Halt. Immobility. Salute. Leave the arena in free walk at A	10
Total			170

Collective Marks

1.	Paces (freedom and regularity)	10
2.	Submission way of going (attention and confidence, ease of movements, acceptance of bridle)	10
3.	Skill and accuracy of rider	10 x 2
4.	Rider's position and seat; correctness and effect of the aids	10
Total Marks		220

RDA DRESSAGE
Grade III Intermediate Test (2012)

The Scale of the marks is as follows:

10 Excellent	4 Insufficient
9 Very Good	3 Fairly Bad
8 Good	2 Bad
7 Fairly Good	1 Very Bad
6 Satisfactory	0 Not Performed
5 Sufficient	

Allow 8 minutes between tests

Arena 20m x 40m

Penalties for Errors of Course

First Error	2 marks
Second Error	4 marks
Third Error	8 marks
Fourth Error	Elimination

		TEST	Max. Marks
1.	A	Enter in working trot	10
2.	C E B BFAK	Track left. Turn left. Track right. Working trot.	10
3.	KXM	Change rein in working trot showing some medium trot steps.	10
4.	M C X	Working trot. Down centre line. 10m circle left.	10
5.	X XD	10m circle right. Continue down centre line.	10
6.	D A AX	Medium walk. Turn left and immediately Half 20m circle left in medium walk.	10
7.	XC CM	Half 20m circle right in free walk. Medium walk	10 x 2
8.	MB B	Working trot. Commence 20m circle in working trot	10
9. On reaching	E BFAK	Transition to working canter right and continue on circle to B Working canter.	10
10.	KEH H	Medium canter. Working canter	10
11.	C CMB B	Transition to working trot. Working trot. Turn right.	10
12.	X E	Halt. Proceed in working trot. Track left.	10
13.	A X AF	Commence 20m circle left in working trot. Transition to working canter and continue on circle to A. Working canter.	10
14.	FBM M	Medium canter. Working canter.	10
15.	C HXF F	Transition to working trot. Change rein in working trot showing some medium trot steps. Working trot.	10
16.	A X	Up centre line. Medium walk.	10
17.	G	Halt. Immobility. Salute. Leave the arena in free walk at A	10
Total			180

Collective Marks

1.	Paces (freedom and regularity)	10
2.	Submission way of going (attention and confidence, ease of movements, acceptance of bridle)	10
3.	Skill and accuracy of rider	10 x 2
4.	Rider's position and seat; correctness and effect of the aids	10
Total Marks		230

RDA DRESSAGE Grade III Championship Test (2012)

The Scale of the marks is as follows:

10 Excellent	4 Insufficient
9 Very Good	3 Fairly Bad
8 Good	2 Bad
7 Fairly Good	1 Very Bad
6 Satisfactory	0 Not Performed
5 Sufficient	

Allow 8 minutes between tests

Arena 20m x 40m

Penalties for Errors of Course

First Error	2 marks
Second Error	4 marks
Third Error	8 marks
Fourth Error	Elimination

		TEST	Max. Marks
1.	A X	Enter in medium walk Halt, immobility, salute. Proceed in working trot	10
2.	C B	Track right Half circle right 10m to X return diagonally to the track at M	10
3.	MCHE E	Working trot Half circle left 10m to X return diagonally to the track at H	10
4.	CX XA	Half 20m circle right Half 20m circle left	10
5.	A FXH HC	Working trot Change rein in medium trot Working trot	10
6.	C MXK K	Medium walk Change rein in free walk Medium walk	10
7.	A F	Working trot Working canter	10
8.	C	Circle left 20m diameter	10
9.	CH H EX	Working trot Medium walk Half 10m circle left	10
10.	XB BF	Half 10m circle right Medium walk	10
11.	F K	Working trot Working canter	10
12.	C	Circle right 20m diameter	10
13.	C MXK K	Working trot Change rein in medium trot Working trot	10
14.	A	Down centre line	10
15.	G	Halt, immobility, salute	10
Total			150

Collective Marks

1.	Paces (freedom and regularity)	10
2.	Submission way of going (attention and confidence, ease of movements, acceptance of bridle)	10
3.	Skill and accuracy of rider	10 x 2
4.	Rider's position and seat; correctness and effect of the aids	10
Total Marks		200

RDA DRESSAGE

Grade IV Intro Test (2012)

The Scale of the marks is as follows:

10 Excellent	4 Insufficient
9 Very Good	3 Fairly Bad
8 Good	2 Bad
7 Fairly Good	1 Very Bad
6 Satisfactory	0 Not Performed
5 Sufficient	

Allow 8 minutes between tests

Arena 20m x 40m

Penalties for Errors of Course

First Error	2 marks
Second Error	4 marks
Third Error	8 marks
Fourth Error	Elimination

		TEST	Max. Marks
1.	A C	Enter in working trot, proceed down centre line without halting Track right	10
2.	B BAK	Circle right 15m diameter Working trot	10
3.	KXM	Change rein and show some medium trot strides	10
4.	MCE	Working trot	10
5.	E EAF	Circle left 15m diameter Working trot	10
6.	FXH	Change rein and show some medium trot strides	10
7.	HCMB	Working trot	10
8.	B X EKA	Half circle right 10m diameter to X Half circle left 10m diameter to E Working trot	10
9.	Between A & F	Medium walk	10
10.	B	Half circle left 20m diameter to E in free walk on a long rein	10 x 2
11.	EK	Medium walk	10
12.	Between K & A Between A & F	Working trot Working canter left	10
13.	B BMCH	Circle left 20m diameter Working canter	10
14.	HEK K	Show some medium canter strides Working canter	10
15.	FXH Between X & H	Change the rein Working trot	10
16.	Between C & M	Working canter right	10
17.	B BFAK	Circle right 20m diameter Working canter	10
18.	KEH H	Show some medium canter strides Working canter	10
19.	Between C & M	Working trot	10
20.	B	Circle right 20m diameter and allow the horse to take the rein and stretch	10
21.	Before B BFA A	Retake the rein Working trot Down the centre line	10
22.	X	Halt, immobility, salute. Leave the arena at walk on a long rein at A	10
Total			230

Collective Marks

1.	Paces (freedom and regularity)	10
2.	Submission way of going (attention and confidence, ease of movements, acceptance of bridle)	10
3.	Skill and accuracy of rider	10 x 2
4.	Rider's position and seat; correctness and effect of the aids	10
Total Marks		280

RDA DRESSAGE
Grade IV Intermediate Test (2012)

The Scale of the marks is as follows:

10 Excellent	4 Insufficient
9 Very Good	3 Fairly Bad
8 Good	2 Bad
7 Fairly Good	1 Very Bad
6 Satisfactory	0 Not Performed
5 Sufficient	

Allow 8 minutes between tests

Arena 20m x 40m

Penalties for Errors of Course

First Error	2 marks
Second Error	4 marks
Third Error	8 marks
Fourth Error	Elimination

		TEST	Max. Marks
1.	A C	Enter in working trot Track left	10
2.	HE EX	Working trot Half 10m circle left	10
3.	XB BFA	Half 10m circle right Working trot	10
4.	A AK	Halt 4-6 seconds Proceed in working trot	10
5.	KXM MCH	Change rein at medium trot Working trot	10
6.		The transitions at K and M	10
7.	H HE	Working canter left Working canter	10
8.	E EKAF	15m circle left Working canter	10
9.	FBM MC	Medium canter Working canter	10
10.		The transitions at F and M	10
11.	C CH	Medium walk (transition can be progressive) Medium walk	10
12.	HBF Just before F	Free walk Medium walk	10 x 2
13.	Between F and A K	Working trot Working canter right	10
14.	E EHCM	15m circle right Working canter	10
15.	MBF FA	Medium canter Working canter	10
16.		The transitions at m and F	10
17.	A	Medium walk (transition can be progressive)	10
18.	KX XG	Medium walk Medium walk	10
19.	G	Halt, immobility, salute Leave arena in free walk at A	10
Total			200

Collective Marks

1.	Paces (freedom and regularity)	10
2.	Submission way of going (attention and confidence, ease of movements, acceptance of bridle)	10
3.	Skill and accuracy of rider	10 x 2
4.	Rider's position and seat; correctness and effect of the aids	10
Total Marks		250

RDA DRESSAGE Grade IV Championship Test (2012)

The Scale of the marks is as follows:

10 Excellent	4 Insufficient
9 Very Good	3 Fairly Bad
8 Good	2 Bad
7 Fairly Good	1 Very Bad
6 Satisfactory	0 Not Performed
5 Sufficient	

Allow 8 minutes between tests

Arena 20m x 40m

Penalties for Errors of Course

First Error	2 marks
Second Error	4 marks
Third Error	8 marks
Fourth Error	Elimination

		TEST	Max. Marks
1.	A X	Enter at working trot Halt, immobility, salute. Proceed at collected trot	10
2.	C E B	Track left Turn left Track right	10
3.	K	Circle right 10m diameter	10
4.	EX XB	Half circle right 10m diameter Half circle left 10m diameter	10
5.	M	Circle left 10m diameter	10
6.	HEK KAF	Medium trot Collected trot	10
7.	FXH H	Change rein at medium trot Collected trot	10
8.	C	Halt, immobility 6 seconds Proceed at medium walk	10
9.	MXK K	Change rein at extended walk Medium walk	10 x 2
10.	Before A A	Working canter left Circle left 15m diameter	10
11.	FM	One loop 5 metres in from the track	10
12.	HXF	Change rein with change of leg through trot at X	10
13.	A	Circle right 15m diameter	10
14.	KH HCM	One loop 5m in from track Working canter	10
15.	B X E	Turn right Simple change of leg Track left	10
16.	K A X G	Working trot Down centre line Medium walk Halt, immobility, salute Leave arena at walk on a long rein at A	10
Total			170

Collective Marks

1.	Paces (freedom and regularity)	10
2.	Submission way of going (attention and confidence, ease of movements, acceptance of bridle)	10
3.	Skill and accuracy of rider	10 x 2
4.	Rider's position and seat; correctness and effect of the aids	10
Total Marks		220

RDA DRESSAGE

Grade V Test (2012) walk & trot

The Scale of the marks is as follows:

10 Excellent	4 Insufficient
9 Very Good	3 Fairly Bad
8 Good	2 Bad
7 Fairly Good	1 Very Bad
6 Satisfactory	0 Not Performed
5 Sufficient	

Allow 8 minutes between tests

Arena 20m x 40m

Penalties for Errors of Course

First Error	2 marks
Second Error	4 marks
Third Error	8 marks
Fourth Error	Elimination

		TEST	Max. Marks
1.	A	Enter in medium walk	10
2.	C B	Track right Turn right	10
3.	X E	Halt 4 seconds Turn Left	10
4.	EKA A	Proceed in medium walk Circle left 10 metres diameter	10
5.	A	Circle left 20 metres before X working trot	10
6.	AF	Working trot and before B medium walk	10
7.	B E	Turn left Turn right	10
8.	C	Circle right 10 metres	10
9.	C	Circle right 20 metres before X working trot	10
10.	AM	Working trot and before B medium walk	10
11.	BKAF	Change rein medium walk	10
12.	FH	Change rein free walk	10
13.	HCM G	Medium walk before B half circle right 10 metres Halt, immobility, salute	10
Total			130

Collective Marks

1.	Paces (freedom and regularity)	10
2.	Submission way of going (attention and confidence, ease of movements, acceptance of bridle)	10
3.	Skill and accuracy of rider	10 x 2
4.	Rider's position and seat; correctness and effect of the aids	10
Total Marks		180

RDA DRESSAGE

Grade V Championship Test (2012)

The Scale of the marks is as follows:

10 Excellent	4 Insufficient
9 Very Good	3 Fairly Bad
8 Good	2 Bad
7 Fairly Good	1 Very Bad
6 Satisfactory	0 Not Performed
5 Sufficient	

Allow 8 minutes between tests

Arena 20m x 40m

Penalties for Errors of Course

First Error	2 marks
Second Error	4 marks
Third Error	8 marks
Fourth Error	Elimination

		TEST	Max. Marks
1.	A C	Enter at working trot, proceed down centre line without halting Track left	10
2.	H	Working trot round the arena to A	10
3.	FXH	Change rein in working trot	10
4.	H	Working trot round the arena to A	10
5.	A X & A	Commence circle right 20m diameter and on circle between Working canter right	10
6.	A Between B & F FAK	Working canter round the arena Working trot Working trot	10
7.	K E B M	Medium walk Turn right Track left Working trot	10
8.	C X & C	Commence circle left 20m diameter and on circle between Working canter left	10
9.	C Between B & M	Working canter round the arena Working trot	10
10.	C HB B	Medium walk Change rein at free walk on a long rein Medium walk	10 x 2
11.	F A G	Working trot Down centre line Halt, immobility, salute. Leave the arena on a long rein at A	10
Total			120

Collective Marks

1.	Paces (freedom and regularity)	10
2.	Submission way of going (attention and confidence, ease of movements, acceptance of bridle)	10
3.	Skill and accuracy of rider	10 x 2
4.	Rider's position and seat; correctness and effect of the aids	10
Total Marks		170

RDA DRESSAGE

TVI/PVI Test 1 (2012) walk only

The Scale of the marks is as follows:

10 Excellent	4 Insufficient
9 Very Good	3 Fairly Bad
8 Good	2 Bad
7 Fairly Good	1 Very Bad
6 Satisfactory	0 Not Performed
5 Sufficient	

Allow 8 minutes between tests

Arena 20m x 40m

Penalties for Errors of Course

First Error	2 marks
Second Error	4 marks
Third Error	8 marks
Fourth Error	Elimination

		TEST	Max. Marks
1.	A X	Enter in medium walk Proceed in medium walk	10
2.	C HE E	Track left. Medium walk Turn left.	10
3.	XB B BFA	Medium walk. Track right. Medium walk.	10
4.	A	Halt. Immobility 4-6 seconds Proceed in medium walk	10
5.	AK KXM MC	Medium walk. Free walk. Medium walk	10 x 2
6.	C	Circle left 10m diameter.	10
7.	CX	Half circle left 20m diameter to X.	10
8.	XA	Half circle right 20 m diameter to A.	10
9.	A	10m circle right.	10
10.	AK K F	Medium walk. Turn right. Track left.	10
11	B X	Turn left. Turn right up centre line. towards G.	10
12	G	Halt immobility salute. Leave the arena in free walk at A	10

Collective Marks

1.	Paces (freedom and regularity)	10
2.	Submission way of going (attention and confidence, ease of movements, acceptance of bridle)	10
3.	Skill and accuracy of rider	10 x 2
4.	Rider's position and seat; correctness and effect of the aids	10
Total Marks		170

RDA DRESSAGE

TVI/PVI Test 2 (2012) walk & trot

The Scale of the marks is as follows:

10 Excellent	4 Insufficient
9 Very Good	3 Fairly Bad
8 Good	2 Bad
7 Fairly Good	1 Very Bad
6 Satisfactory	0 Not Performed
5 Sufficient	

Allow 8 minutes between tests

Arena 20m x 40m

Penalties for Errors of Course

First Error	2 marks
Second Error	4 marks
Third Error	8 marks
Fourth Error	Elimination

		TEST	Max. Marks
1.	A X	Enter in medium walk Proceed in medium walk	10
2.	C MFA	Track right Working trot	10
3.	AKE E	Medium walk Turn right	10
4.	X	Halt, immobility 5 sec, Proceed in medium walk	10
5.	B MCH	Track left Medium walk	10
6.	HKA	Working trot	10
7.	AFB B	Medium walk Turn left	10
8.	E HCM	Track right Medium walk	10
9.	MXK	Change rein in free walk	10
10.	K A	Medium walk Down centre line	10
11.	X	Halt, immobility, salute Leave the arena in free walk at A	10

Collective Marks

1.	Paces (freedom and regularity)	10
2.	Submission way of going (attention and confidence, ease of movements, acceptance of bridle)	10
3.	Skill and accuracy of rider	10 x 2
4.	Rider's position and seat; correctness and effect of the aids	10
Total Marks		160

RDA DRESSAGE
TVI/PVI Test 3 (2012) walk, trot & canter

The Scale of the marks is as follows:

10 Excellent	4 Insufficient
9 Very Good	3 Fairly Bad
8 Good	2 Bad
7 Fairly Good	1 Very Bad
6 Satisfactory	0 Not Performed
5 Sufficient	

Allow 8 minutes between tests

Arena 20m x 40m

Penalties for Errors of Course

First Error	2 marks
Second Error	4 marks
Third Error	8 marks
Fourth Error	Elimination

		TEST	Max. Marks
1.	A X C	Enter at working trot Proceed in working trot. Track left.	10
2.	HE E EKA	Working Trot 20 m circle Working trot.	10
3.	A	Commence 20m circle and before X working canter on the circle.	10
4.	AFBM	Working canter	10
5.	MCH	Working trot.	10
6.	HE E (X) B	Medium walk. Turn left. (Halt 4-6 seconds immobility.) Proceed in medium walk Track right.	10
7.	(X)	The halt. The immobility.	10
8.	FAKE E EHC	Working trot 20m circle. Working Trot.	10
9.	C	Commence 20m circle and before X working canter on the circle.	10
10.	CMBF	Working canter	10
11.	F FAK	Transition to working trot. Working trot.	10
12.	KXM	Change rein showing at least 6 steps of medium trot.	10
13.	M CH	Working trot. Medium walk.	10
14.	HXF	Change rein in free walk.	10 x 2
15.	FA A D	Medium walk. Down centre line. Working trot.	10
16.	G	Halt. Immobility. Salute. Leave the arena in free walk at A	10

Collective Marks

1.	Paces (freedom and regularity)	10
2.	Submission way of going (attention and confidence, ease of movements, acceptance of bridle)	10
3.	Skill and accuracy of rider	10 x 2
4.	Rider's position and seat; correctness and effect of the aids	10
Total Marks		220

FEI PARA EQUESTRIAN GRADE Ia FREESTYLE TO MUSIC (2006)

The Scale of the marks is as follows:

10 Excellent	4 Insufficient
9 Very Good	3 Fairly Bad
8 Good	2 Bad
7 Fairly Good	1 Very Bad
6 Satisfactory	0 Not Performed
5 Sufficient	

Allow 9 minutes between tests
Time of test 4 – 4mins 30 secs

Arena 20m x 40m

Penalties for Errors of Course

First Error	2 marks
Second Error	4 marks
Third Error	8 marks
Fourth Error	Elimination

N.B. More difficult walk and trot movements (e.g. Shoulder-in, half pass) are allowed. How they are performed will be taken into consideration. Piaffe, passage and canter are not allowed. Riders intentionally performing such movements will have 8 marks deducted each time and the choreography mark will be 5 or less.

COMPULSORY MOVEMENTS		Max. Marks
1.	Halt at the beginning of the test on the centre line.	10
2.	Medium walk on right rein to include a circle 10m diameter.	10
3.	Medium walk on left rein to include a circle 10m diameter	10
4.	Free walk, minimum 20 consecutive metres.	10
5.	Medium walk circle left 8m diameter	10
6.	Medium walk circle right 8m diameter	10
7.	Serpentine 2 or 3 equal, consecutive loops each loop to go 5m each side of centre line in walk.	10
8.	Halt at the end of the test on centre line	10
9.	Transitions within and/or between paces	10
Total for technical execution		90
1.	Rhythm, energy and suppleness	10
2.	Harmony between rider and horse	10 x 2
3.	Choreography. Use of arena. Inventiveness.	10 x 2
4.	Degree of difficulty	10 x 2
5.	Music and interpretation of the music	10 x 2
Total marks for artistic presentation		90

TECHNICAL MARKS

For each disallowed movement performed deduct 8 marks from the artistic mark.

Penalties if less than 4 mins. or more than 4mins 30 secs deduct 2 marks from the total of the artistic presentation.

**FEI PARA EQUESTRIAN
GRADE 1b FREESTYLE TO MUSIC (2006)**

The Scale of the marks is as follows:

10 Excellent	4 Insufficient
9 Very Good	3 Fairly Bad
8 Good	2 Bad
7 Fairly Good	1 Very Bad
6 Satisfactory	0 Not Performed
5 Sufficient	

Allow 9 minutes between tests
Time of test 4 – 4mins 30 secs

Arena 20m x 40m

Penalties for Errors of Course

First Error	2 marks
Second Error	4 marks
Third Error	8 marks
Fourth Error	Elimination

N.B. More difficult walk and trot movements (e.g. Shoulder-in, half pass) are allowed. How they are performed will be taken into consideration. Piaffe, passage and canter are not allowed. Riders intentionally performing such movements will have 8 marks deducted each time and the choreography mark will be 5 or less.

	COMPULSORY MOVEMENTS	Max. Marks
1.	Halt at the beginning of the test on the centre line	10
2.	Medium walk on right rein to include a circle 10m diameter	10
3.	Medium walk on left rein to include a circle 10m diameter	10
4.	Free walk, minimum 20 consecutive metres	10
5.	Working trot left including a left circle 20m in diameter	10
6.	Working trot right including a right circle 20m diameter	10
7.	Serpentine 2 or 3 equal, consecutive loops each loop to go 5m each side of centre line in working trot.	10
8.	Halt at the end of the test on centre line.	10
9.	Transitions between paces	10
Total for technical execution		90

Total for technical execution divided by 9	10
Total for artistic presentation less penalties divided by 9	10
<i>FINAL SCORE</i>	20

TECHNICAL MARKS

For each disallowed movement performed deduct 8 marks from the artistic mark.

Penalties if less than 4 mins. or more than 4mins 30 secs deduct 2 marks from the total of the artistic presentation.

If two or more competitors have the same final score, the ones with the higher marks for artistic presentation will be the higher placed competitors. If the artistic presentation marks are also the same there will be a tie.

FEI PARA EQUESTRIAN GRADE II FREESTYLE TO MUSIC (2002)

The Scale of the marks is as follows:

10 Excellent	4 Insufficient
9 Very Good	3 Fairly Bad
8 Good	2 Bad
7 Fairly Good	1 Very Bad
6 Satisfactory	0 Not Performed
5 Sufficient	

Allow 9 minutes between tests

Time of test 4 – 4mins 30 secs

Arena 20m x 40m

Penalties for Errors of Course

First Error	2 marks
Second Error	4 marks
Third Error	8 marks
Fourth Error	Elimination

N.B. Piaffe and passage are not allowed. In canter, lateral movements, sequence changes, half and full pirouettes are not allowed. Riders intentionally performing these movements will be eliminated.

TECHNICAL MARKS

	COMPULSORY MOVEMENTS	Max. Marks
1.	Halt at beginning and end of the test on centre line	10
2.	Medium walk on left rein to include a 10m diameter circle left	10
3.	Medium walk on right rein to include a 10m diameter circle right	10
4.	Free walk, minimum 20 consecutive metres	10
5.	Working trot left including a circle left 20m and/or 10m diameter	10
6.	Working trot right including a circle right 20m and/or 10m diameter	10
7.	Three or four equal loops serpentine in working trot to the long sides of the arena, starting at A or C and finishing at C or A	10
8.	Show at least 3 consecutive medium trot strides.	10
9.	Transitions within and between paces	10
Total for technical execution		90

ARTISTIC MARKS

1.	Rhythm, energy and suppleness	10
2.	Harmony between rider and horse	10 x 2
3.	Choreography. Use of arena. Inventiveness. Degree of difficulty	10 x 3
4.	Interpretation of music	10 x 3
Total marks for artistic presentation		90

Half marks may be used for all the artistic marks. If less than 4 mins. or more than 4mins 30 secs deduct 2 marks from the total of the artistic presentation.

Total for technical execution Divided by 9	10
Total for artistic presentation Divided by 9	10
FINAL SCORE	20

If two or more competitors have the same final score, the ones with the higher marks for artistic presentation will be the higher placed competitors.

If the artistic presentation marks are also the same there will be a tie.

FEI PARA EQUESTRIAN GRADE III FREESTYLE TO MUSIC (2002)

The Scale of the marks is as follows:

10 Excellent	4 Insufficient
9 Very Good	3 Fairly Bad
8 Good	2 Bad
7 Fairly Good	1 Very Bad
6 Satisfactory	0 Not Performed
5 Sufficient	

Allow 9 minutes between tests
Time of test 4 – 4mins 30 secs

Arena 20m x 40m

Penalties for Errors of Course

First Error	2 marks
Second Error	4 marks
Third Error	8 marks
Fourth Error	Elimination

N.B. More difficult movements are allowed. However, piaffe, passage, half or full canter pirouettes or sequence changes are not allowed. Riders intentionally performing such movements will be eliminated.

TECHNICAL MARKS

	COMPULSORY MOVEMENTS	Max. Marks
1.	Halt at beginning and end of the test on centre line	10
2.	Medium walk minimum 20 metres	10
3.	Free walk, minimum 20 consecutive metres	10
4.	Working trot left including circle left 10m diameter	10
5.	Working trot right including a circle right 10m diameter	10
6.	Show at least 3 consecutive medium trot strides	10
7.	Working canter left including a circle left 20m diameter	10
8.	Working canter right including a circle right 20m diameter	10
9.	Transitions within and between paces	10
Total for technical execution		90

ARTISTIC MARKS

1.	Rhythm, energy and suppleness	10
2.	Harmony between rider and horse	10 x 2
3.	Choreography. Use of arena. Inventiveness. Degree of difficulty	10 x 3
4.	Interpretation of music	10 x 3
Total marks for artistic presentation		90

Half marks may be used for all the artistic marks. If less than 4 mins. or more than 4mins 30 secs deduct 2 marks from the total of the artistic presentation.

Total for technical execution divided by 9	10
Total for artistic presentation divided by 9	10
FINAL SCORE	20

If two or more competitors have the same final score, the ones with the higher marks for artistic presentation will be the higher placed competitors.

If the artistic presentation marks are also the same there will be a tie.

FEI PARA EQUESTRIAN GRADE IV FREESTYLE TO MUSIC (2002)

The Scale of the marks is as follows:

10 Excellent	4 Insufficient
9 Very Good	3 Fairly Bad
8 Good	2 Bad
7 Fairly Good	1 Very Bad
6 Satisfactory	0 Not Performed
5 Sufficient	

Allow 9 minutes between tests

Time of test 4 – 4mins 30 secs

Arena 20m x 40m

Penalties for Errors of Course

First Error	2 marks
Second Error	4 marks
Third Error	8 marks
Fourth Error	Elimination

N.B. More difficult movements are allowed. However, piaffe, passage, full canter pirouettes or sequence changes in every second or every stride are not allowed. Riders intentionally performing such movements will be eliminated.

TECHNICAL MARKS

COMPULSORY MOVEMENTS		Max. Marks
1.	Halt at beginning and end of the test on centre line	10
2.	Medium walk minimum 20 meters	10
3.	Extended walk, minimum 20 consecutive metres	10
4.	Working trot and /or collected trot	10
5.	Shoulder in left in trot	10
6.	Shoulder in right in trot	10
7.	Medium trot including transitions	10
8.	Working and/or collected canter left including a circle left 10m diameter	10
9.	Working and/or collected canter right including a circle right 10m diameter	10
10.	Medium canter including transitions	10
11.	Transitions between paces	10
Total for technical execution		110

ARTISTIC MARKS

1.	Rhythm, energy and suppleness	10 x 2
2.	Harmony between rider and horse	10 x 2
3.	Choreography. Use of arena. Inventiveness. Degree of difficulty	10 x 4
4.	Interpretation of music	10 x 3
Total marks for artistic presentation		110

Half marks may be used for all the artistic marks. If less than 4mins 30secs. or more than 5mins. deduct 2 marks from the total of the artistic presentation.

Total for technical execution divided by 11	10
Total for artistic presentation divided by 11	10
FINAL SCORE	20

If two or more competitors have the same final score, the ones with the higher marks for artistic presentation will be the higher placed competitors. If the artistic presentation marks are also the same there will be a tie.

RDA DRESSAGE
GRADE I-V FREESTYLE (2001) (With or Without Music)

The Scale of the marks is as follows:

10 Excellent	4 Insufficient
9 Very Good	3 Fairly Bad
8 Good	2 Bad
7 Fairly Good	1 Very Bad
6 Satisfactory	0 Not Performed
5 Sufficient	

Allow 9 minutes between tests
 Time of test 4 – 4mins 30 secs

Arena 20m x 40m

Penalties for Errors of Course

First Error	2 marks
Second Error	4 marks
Third Error	8 marks
Fourth Error	Elimination

No compulsory movements except halt on centre line at the beginning and end of the test.

This test can be performed in the following: Walk, Walk and Trot, Walk Trot and Canter

You can only perform the paces allowed in the test you have entered ie no trot walk in the walk only section.

TO BE JUDGED ON		Max. Marks
1	Halt at the beginning and end of the test	10
2	Pace. Freedom and regularity	10
3	Activity, forwardness, engagement	10
4	Straightness and suppleness	10
5	Submission. Attention, harmony, lightness, acceptance of the bit	10
6	Rider's equestrian skill and balance	10 x 2
7	Fluency, clarity and ease of movements	10
8	Choreography, inventiveness	10
9	Degree of difficulty	10
Total Marks		100

0.5 of a mark may be given.

Penalty of 2 marks if duration of test lasts less than 4 minutes or more than 4 minutes 30 seconds .

To be ridden in a snaffle bit.